



The Most Extreme Applications Have Met Their Match



M-CLASS
CUSTOM METAL SEATED





NPS ½ to NPS 16 (DN 15 to DN 400)

-253°C / -423°F to 875°C / 1607°F/

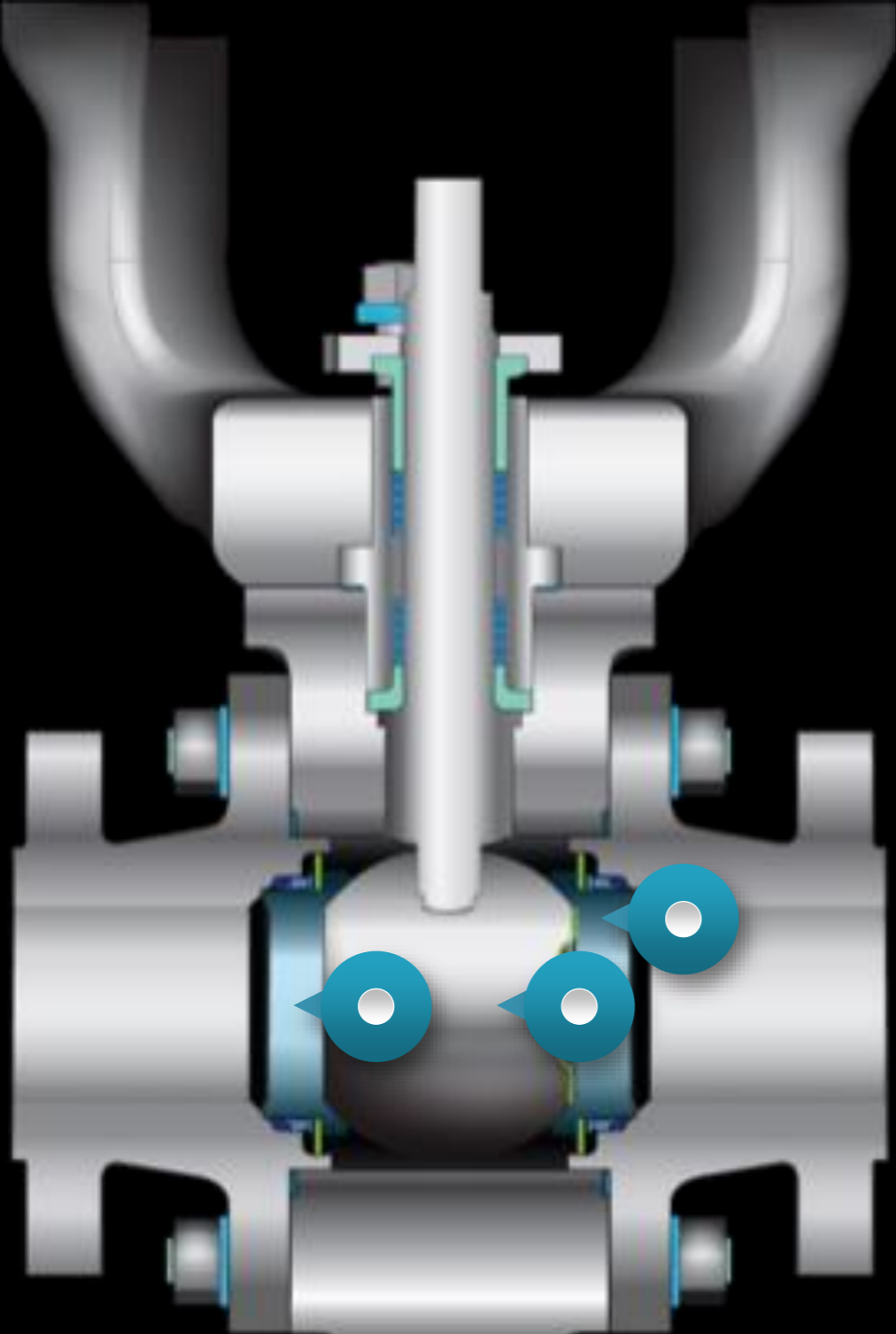
Up to and above Class 4500

Most extreme applications

Different Price Options (“Valves as a Service”)

FEATURES

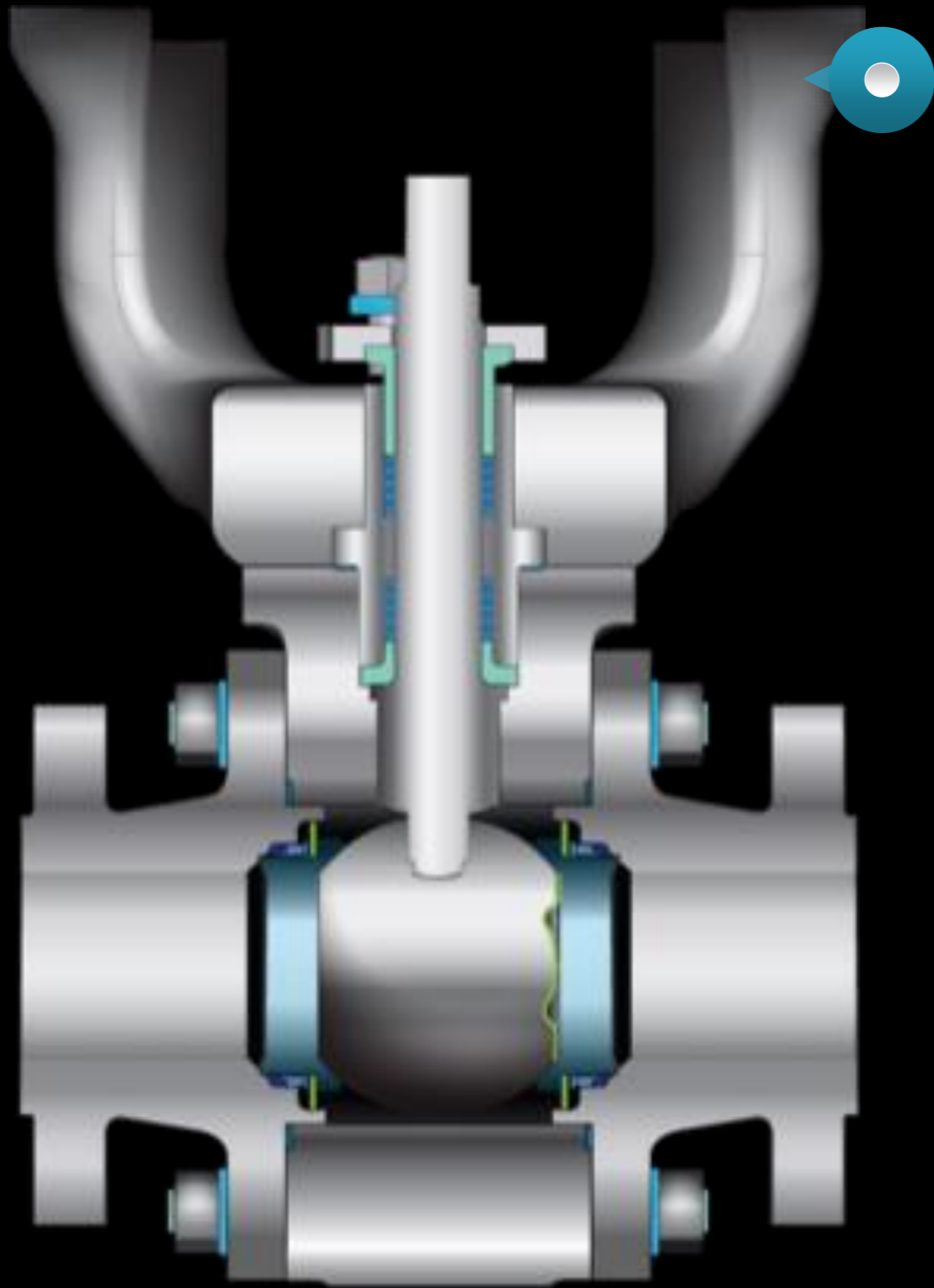
Superior Trim Hardening



M-CLASS
CUSTOM METAL SEATED

“HARD ASS”





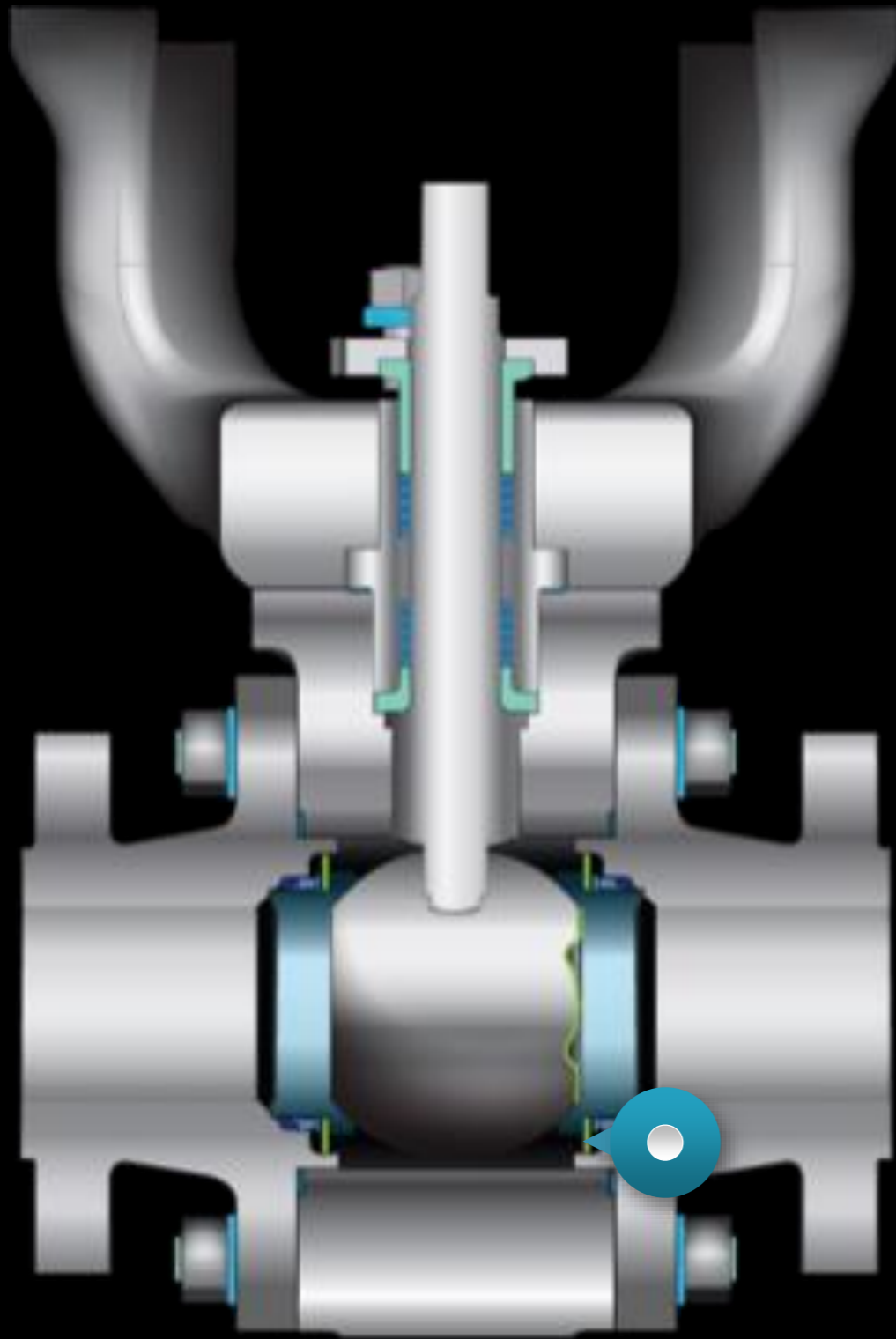
FEATURES

Superior Trim Hardening

Tripod Mounting Bracket

FEATURES

Superior Trim Hardening
Tripod Mounting Bracket
Seat/Spring Design

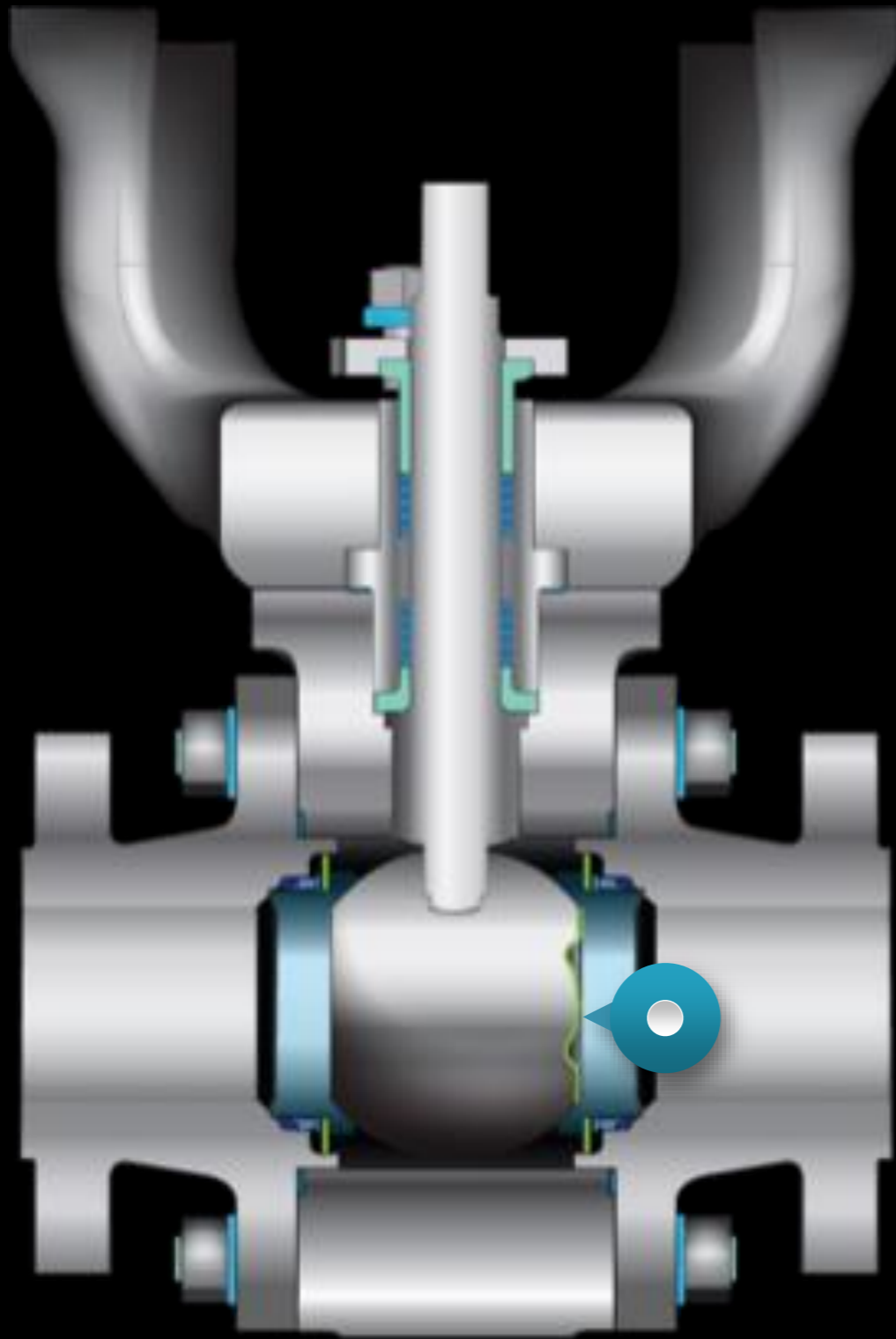


M-CLASS
CUSTOM METAL SEATED

“FREE FALL”

gOSCO
VALVES

FEATURES



Superior Trim Hardening

Tripod Mounting Bracket

Seat/Spring Design

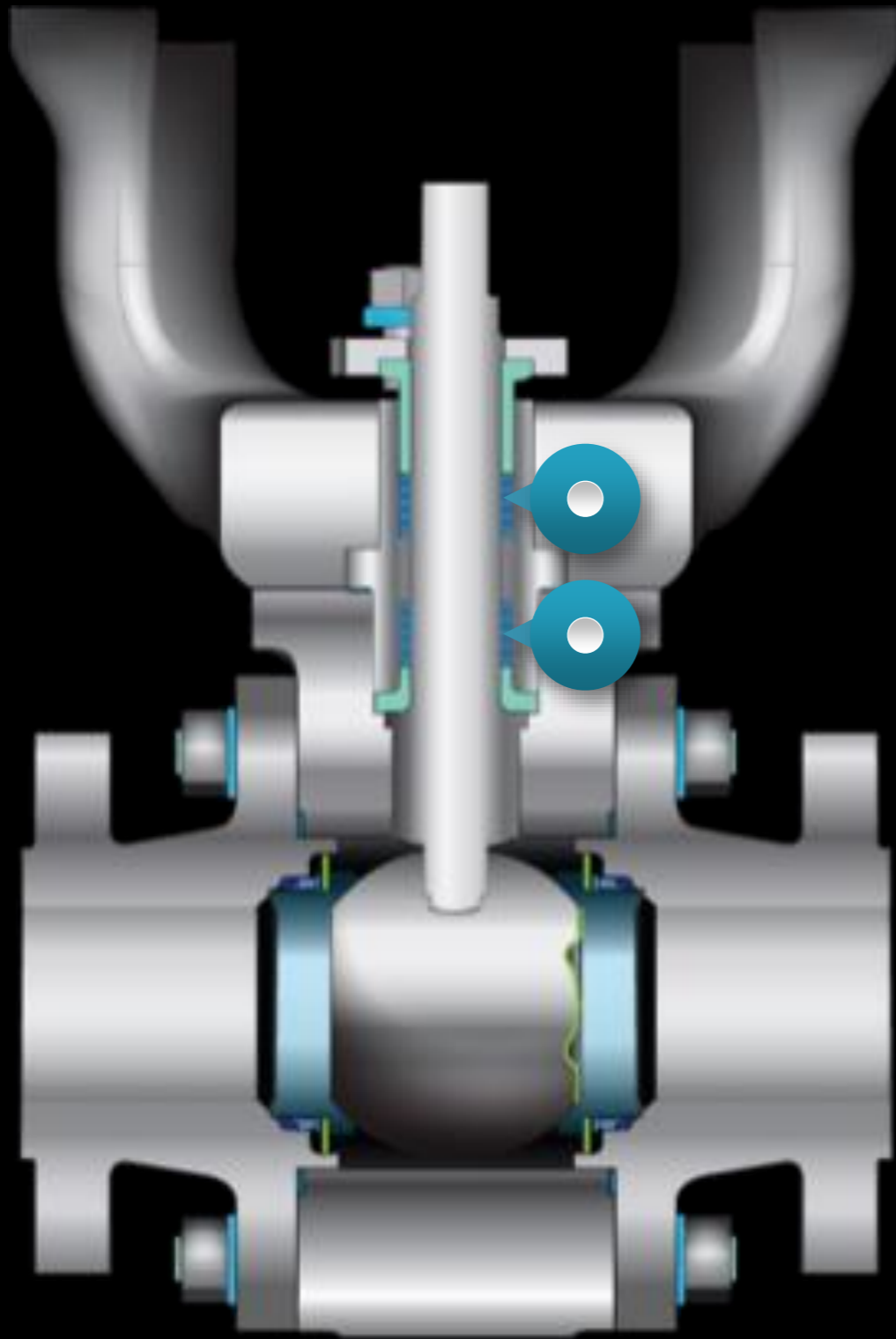
Arcuate Cut or Vari V Ball

M-CLASS
CUSTOM METAL SEATED

“SLOW POKE / CONTROL FREAK”

gOSCO
VALVES

FEATURES



Superior Trim Hardening

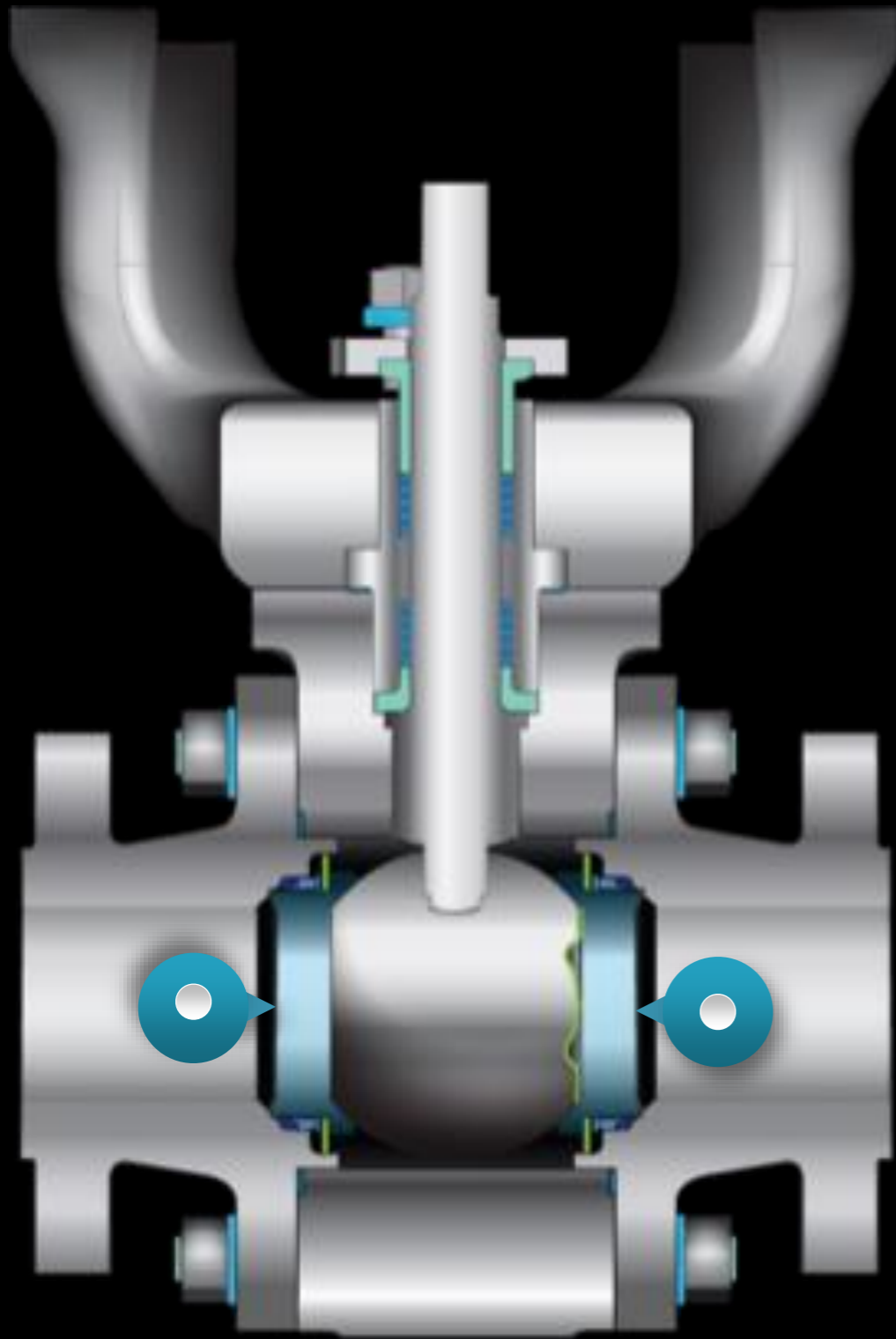
Tripod Mounting Bracket

Seat/Spring Design

Arcuate Cut or Vari V Ball

Dual Shaft Packing

FEATURES



Superior Trim Hardening

Tripod Mounting Bracket

Seat/Spring Design

Arcuate Cut or Vari V Ball

Dual Shaft Packing

Bi-directional Sealing

SUPERIOR TRIM HARDENING



M-CLASS
CUSTOM METAL SEATED

“HARD ASS”

gOSCO
VALVES

COMPETITION – HVOF

HIGH VELOCITY OXYGEN FUEL




Uneven coating (line of sight)

Cracks / spalls

Coating is porous

Internal bore of ball can not be coated

GOSCO – BORONIZING



M-CLASS
CUSTOM METAL SEATED

“HARD ASS”

gOSCO
VALVES


BORONIZING

Proprietary Gosco Process

Thermo-chemical surface hardening process

Boron atoms are diffused into the surface

Results in a case layer that is extremely hard, corrosion resistant, and capable of handling high temperature shocks



Inconel 718, 200x magnification
.0035" solid layer, .007" partial layer

BORONIZING

STARTS WITH THE BASE MATERIAL

Inconel 718 is the best material for severe service applications

Designed for high temperature applications

Extremely hard

Very corrosion resistant

Has a high nickel content to eliminate stress corrosion cracking

THEN - IT'S ALL ABOUT PREPARATION OF THE PARTS

There are 6 steps before the trim sets are sent to be borided:

1. Rough machining
2. Stress relieving
3. Finish machining
4. Grinding
5. Four levels of lapping
6. Vacuum testing

LAST – IT'S ALL ABOUT THE BORONIZING PROCESS

1. Cleaned to eliminate any residue
2. Boronized using our **proprietary** boronizing process
3. Finished lapped
4. Vacuum tested

COMPETITOR ON COATINGS

APPLICATION NOTE ON COATINGS

Common Coatings

Method of Application	HVOF		Fusion	Plasma	Diffused		Patented
Material	Chromium Carbide	Tungsten Carbide	Chromium Carbide	Chromium Oxide	Nitride	Boride	Nano Titanium Dioxide
Uses	General Severe Service, Power, Slurry Mining, Chemical	Specialized Severe Service, Mining, Food Processing, Corrosive Chemical	Specialized Severe Service, Power, Thermal Shock, Extreme Temperature	Corrosive Service, Gold Mining	General Service, Bearings, Hot Gas	Specialized Severe Service, Power Corrosive Services, Thermal Shock	Corrosive Service, Gold Mining, Nickel Mining, High Pressure Acid Leach
Base Metals	Any	Any	300 Series Stainless Nickel Alloys	Any, Duplex SS & Ti Typical	Iron-Based Alloys	Nickel-Based Alloys	Any, Duplex SS & Ti Typical
Advantages	High Strain to Fracture, Erosion-Resistant, Extreme Temperature	Erosion-Resistant, Wear-Resistant	Erosion-Resistant, Non-Porous, Thermal Shock, Metallurgical Bond, Corrosion Resistant	Very Corrosion Resistant at lower temperatures	Inexpensive Metallurgical Bond	Extremely Hard, Metallurgical Bond, Non-Porous, Corrosion Resistant	Very Corrosion Resistant at low and high temperatures, superior wear to conventional ceramic coatings
Disadvantages	Some Porosity, Mechanical Bond	Some Porosity, Mechanical Bond, Thermal Cycling Can Produce Cracking	Not Suitable on 410 SS 17-4PH Carbon Steel, Expensive	Poor Thermal Shock, Poor Bond Strength, Porosity, & Cracking are Typical	Reduces Corrosion Resistance, Lower Abrasion & Wear Resistance than HVOF Coatings	Very Thin .001" Finished, Bore Size Limit 1.5"	Ceramic coatings are not as tough as HVOF cermets

COMPETITOR ON COATINGS

Method of Application	HVOF	
Material	Chromium Carbide	Tungsten Carbide
Uses	General Severe Service, Power, Slurry Mining, Chemical	Specialized Severe Service, Mining, Food Processing, Corrosive Chemical
Base Metals	Any	Any
Advantages	High Strain to Fracture, Erosion-Resistant, Extreme Temperature	Erosion-Resistant, Wear-Resistant
Disadvantages	Some Porosity, Mechanical Bond	Some Porosity, Mechanical Bond, Thermal Cycling Can Produce Cracking

	Plasma	Diffused	Patented
	Chromium Oxide	Nitride	Boride
	Corrosive Service, Gold Mining	General Service, Bearings, Hot Gas	Specialized Severe Service, Power Corrosive Services, Thermal Shock
	Any, Duplex SS & Ti Typical	Iron-Based Alloys	Nickel-Based Alloys
	Very Corrosion Resistant at lower temperatures	Inexpensive Metallurgical Bond	Extremely Hard, Metallurgical Bond, Non-Porous, Corrosion Resistant
	Poor Thermal Shock, Poor Bond Strength, Porosity, & Cracking are Typical	Reduces Corrosion Resistance, Lower Abrasion & Wear Resistance than HVOF Coatings	Very Thin .001" Finished, Bore Size Limit 1.5"
			Nano Titanium Dioxide
			Corrosive Service, Gold Mining, Nickel Mining, High Pressure Acid Leach
			Any, Duplex SS & Ti Typical
			Very Corrosion Resistant at low and high temperatures, superior wear to conventional ceramic coatings
			Ceramic coatings are not as tough as HVOF cermets

"NOT ALL IT'S CRACKED UP TO BE"

M-CLASS

CUSTOM METAL SEATED



COMPETITOR ON COATINGS

Method of Application	HVOF	
Material	Chromium Carbide	Tungsten Carbide
Uses	General Severe Service, Power, Slurry Mining, Chemical	Specialized Severe Service, Mining, Food Processing, Corrosive Chemical
Base Metals	Any	Any
Advantages	High Strain to Fracture, Erosion-Resistant, Extreme Temperature	Erosion-Resistant, Wear-Resistant
Disadvantages	Some Porosity, Mechanical Bond	Some Porosity, Mechanical Bond, Thermal Cycling Can Produce Cracking

	Plasma	Diffused	Patented
	Chromium Oxide	Nitride	Boride
	Corrosive Service, Gold Mining	General Service, Bearings, Hot Gas	Specialized Severe Service, Power Corrosive Services, Thermal Shock
	Any, Duplex SS & Ti Typical	Iron-Based Alloys	Nickel-Based Alloys
	Very Corrosion Resistant at lower temperatures	Inexpensive Metallurgical Bond	Extremely Hard, Metallurgical Bond, Non-Porous, Corrosion Resistant
	Poor Thermal Shock, Poor Bond Strength, Porosity, & Cracking are Typical	Reduces Corrosion Resistance, Lower Abrasion & Wear Resistance than HVOF Coatings	Very Thin .001" Finished, Bore Size Limit 1.5"
			Nano Titanium Dioxide
			Corrosive Service, Gold Mining, Nickel Mining, High Pressure Acid Leach
			Any, Duplex SS & Ti Typical
			Very Corrosion Resistant at low and high temperatures, superior wear to conventional ceramic coatings
			Ceramic coatings are not as tough as HVOF cermets

"NOT ALL IT'S CRACKED UP TO BE"

M-CLASS

CUSTOM METAL SEATED



COMPETITOR ON COATINGS

Method of Application	HVOF	
Material	Chromium Carbide	Tungsten Carbide
Uses	General Severe Service, Power, Slurry Mining, Chemical	Specialized Severe Service, Mining, Food Processing, Corrosive Chemical
Base Metals	Any	Any
Advantages	High Strain to Fracture, Erosion-Resistant, Extreme Temperature	Erosion-Resistant, Wear-Resistant
Disadvantages	Some Porosity, Mechanical Bond	Some Porosity, Mechanical Bond, Thermal Cycling Can Produce Cracking

	Plasma	Diffused	Patented
	Chromium Oxide	Nitride	Boride
	Corrosive Service, Gold Mining	General Service, Bearings, Hot Gas	Specialized Severe Service, Power Corrosive Services, Thermal Shock
	Any, Duplex SS & Ti Typical	Iron-Based Alloys	Nickel-Based Alloys
	Very Corrosion Resistant at lower temperatures	Inexpensive Metallurgical Bond	Extremely Hard, Metallurgical Bond, Non-Porous, Corrosion Resistant
	Poor Thermal Shock, Poor Bond Strength, Porosity, & Cracking are Typical	Reduces Corrosion Resistance, Lower Abrasion & Wear Resistance than HVOF Coatings	Very Thin .001" Finished, Bore Size Limit 1.5"
			Nano Titanium Dioxide
			Corrosive Service, Gold Mining, Nickel Mining, High Pressure Acid Leach
			Any, Duplex SS & Ti Typical
			Very Corrosion Resistant at low and high temperatures, superior wear to conventional ceramic coatings
			Ceramic coatings are not as tough as HVOF cermets

"NOT ALL IT'S CRACKED UP TO BE"

M-CLASS

CUSTOM METAL SEATED



COMPETITOR ON COATINGS

Method of Application	HVOF	
Material	Chromium Carbide	Tungsten Carbide
Uses	General Severe Service, Power, Slurry Mining, Chemical	Specialized Severe Service, Mining, Food Processing, Corrosive Chemical
Base Metals	Any	Any
Advantages	High Strain to Fracture, Erosion-Resistant, Extreme Temperature	Erosion-Resistant, Wear-Resistant
Disadvantages	Some Porosity, Mechanical Bond	Some Porosity, Mechanical Bond, Thermal Cycling Can Produce Cracking

Method of Application	Diffused	
Material	Nitride	Boride
Uses	General Service Bearings, Hot Gas	Specialized Severe Service, Power Corrosive Services, Thermal Shock
Base Metals	Iron-Based Alloys	Nickel-Based Alloys
Advantages	Inexpensive Metallurgical Bond	Extremely Hard, Metallurgical Bond, Non-Porous, Corrosion Resistant
Disadvantages	Reduces Corrosion Resistance, Lower Abrasion & Wear Resistance than HVOF Coatings	Very Thin .001" Finished, Bore Size Limit 1.5"

“NOT ALL IT’S CRACKED UP TO BE”

“HARD ASS”

M-CLASS

CUSTOM METAL SEATED



COMPETITOR ON COATINGS

Method of Application	HVOF	
Material	Chromium Carbide	Tungsten Carbide
Uses	General Severe Service, Power, Slurry Mining, Chemical	Specialized Severe Service, Mining, Food Processing, Corrosive Chemical
Base Metals	Any	Any
Advantages	High Strain to Fracture, Erosion-Resistant, Extreme Temperature	Erosion-Resistant, Wear-Resistant
Disadvantages	Some Porosity, Mechanical Bond	Some Porosity, Mechanical Bond, Thermal Cycling Can Produce Cracking

Method of Application	Diffused	
Material	Nitride	Boride
Uses	General Service Bearings, Hot Gas	Specialized Severe Service, Power Corrosive Services, Thermal Shock
Base Metals	Iron-Based Alloys	Nickel-Based Alloys
Advantages	Inexpensive Metallurgical Bond	Extremely Hard, Metallurgical Bond, Non-Porous, Corrosion Resistant
Disadvantages	Reduces Corrosion Resistance, Lower Abrasion & Wear Resistance than HVOF Coatings	Very Thin .001" Finished, Bore Size Limit 1.5"

“NOT ALL IT’S CRACKED UP TO BE” “HARD ASS”

COMPETITOR ON COATINGS

Method of Application	HVOF	
Material	Chromium Carbide	Tungsten Carbide
Uses	General Severe Service, Power, Slurry Mining, Chemical	Specialized Severe Service, Mining, Food Processing, Corrosive Chemical
Base Metals	Any	Any
Advantages	High Strain to Fracture, Erosion-Resistant, Extreme Temperature	Erosion-Resistant, Wear-Resistant
Disadvantages	Some Porosity, Mechanical Bond	Some Porosity, Mechanical Bond, Thermal Cycling Can Produce Cracking

Method of Application	Diffused	
Material	Nitride	Boride
Uses	General Service Bearings, Hot Gas	Specialized Severe Service, Power Corrosive Services, Thermal Shock
Base Metals	Iron-Based Alloys	Nickel-Based Alloys
Advantages	Inexpensive Metallurgical Bond	Extremely Hard, Metallurgical Bond, Non-Porous, Corrosion Resistant
Disadvantages	Reduces Corrosion Resistance, Lower Abrasion & Wear Resistance than HVOF Coatings	Very Thin .001" Finished, Bore Size Limit 1.5"

“NOT ALL IT’S CRACKED UP TO BE”

“HARD ASS”

M-CLASS

CUSTOM METAL SEATED



GOSCO'S PROPRIETARY BORONIZING PROCESS



0.004" to 0.007" depth

No size limit

Considerably harder than any coating

All the advantages, no disadvantages


ACTUATOR MOUNTING



M-CLASS
CUSTOM METAL SEATED

“BALANCING ACT”


gOSCO
VALVES



COMPETITOR'S MOUNTING BENT/WELDED BRACKET`

Not accurate - improper actuator alignment
Access to packing adjustments is limited
Bracket is weak in certain orientations


BENT/WELDED BRACKET



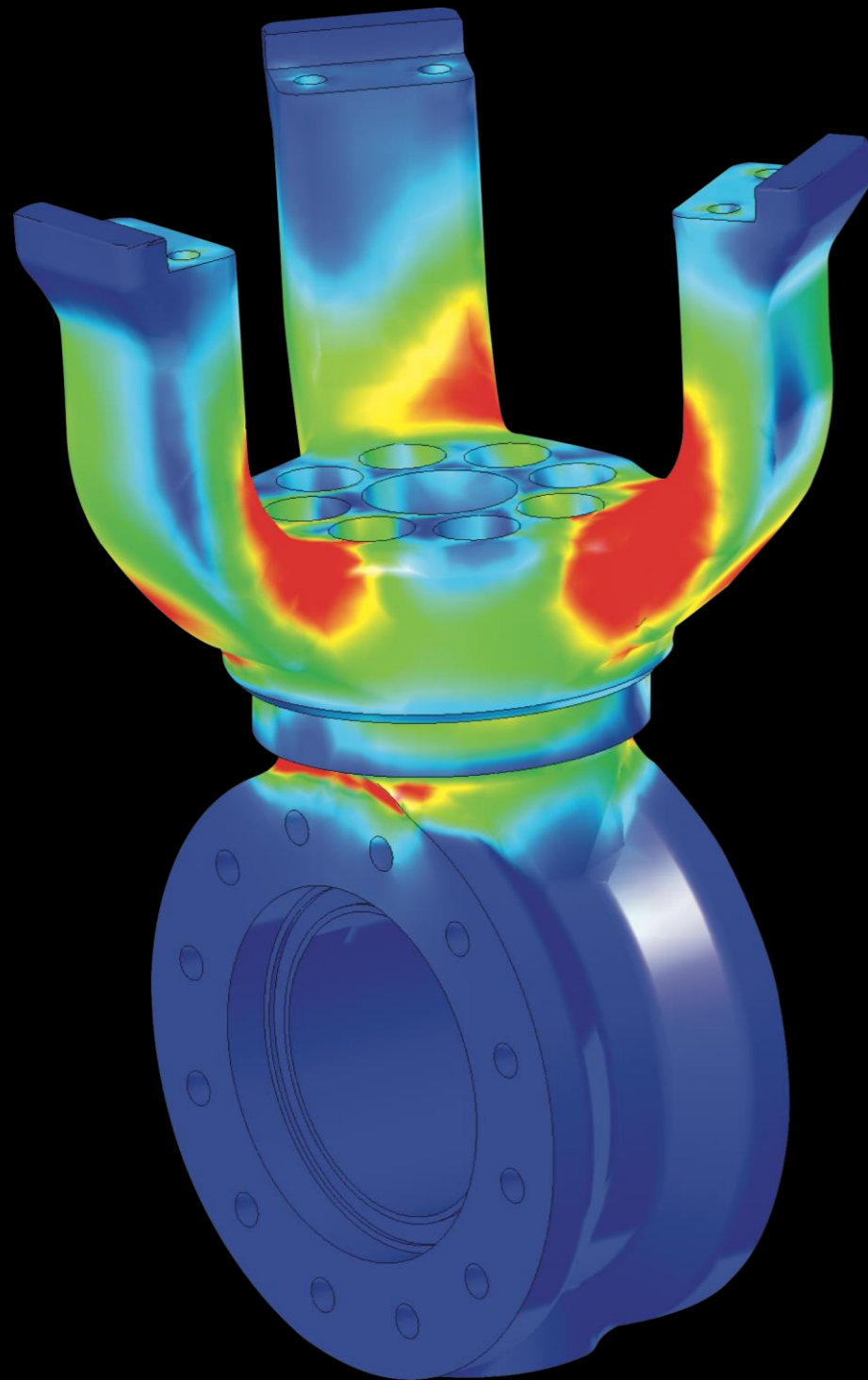
IN THIS POSITION

BENT/WELDED BRACKET

IN ANY OTHER POSITION



TRIPOD MOUNTING SYSTEM



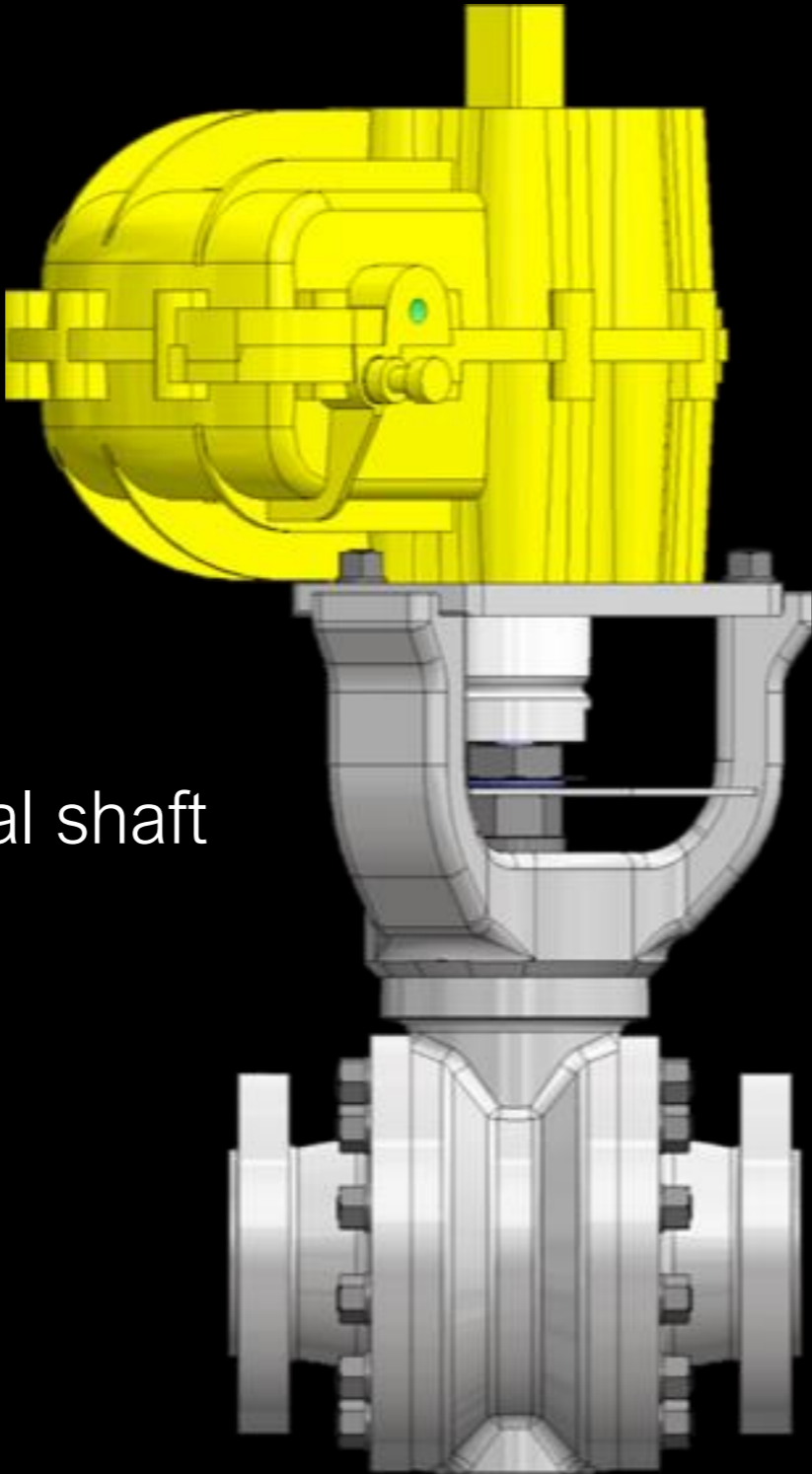
The tripod is designed to handle
“Worst Case Scenario”

Finite Element Analysis (FEA) shows “Stressed” areas


Tripod is much larger than a traditional bracket

Supports the actuator regardless of valve orientation

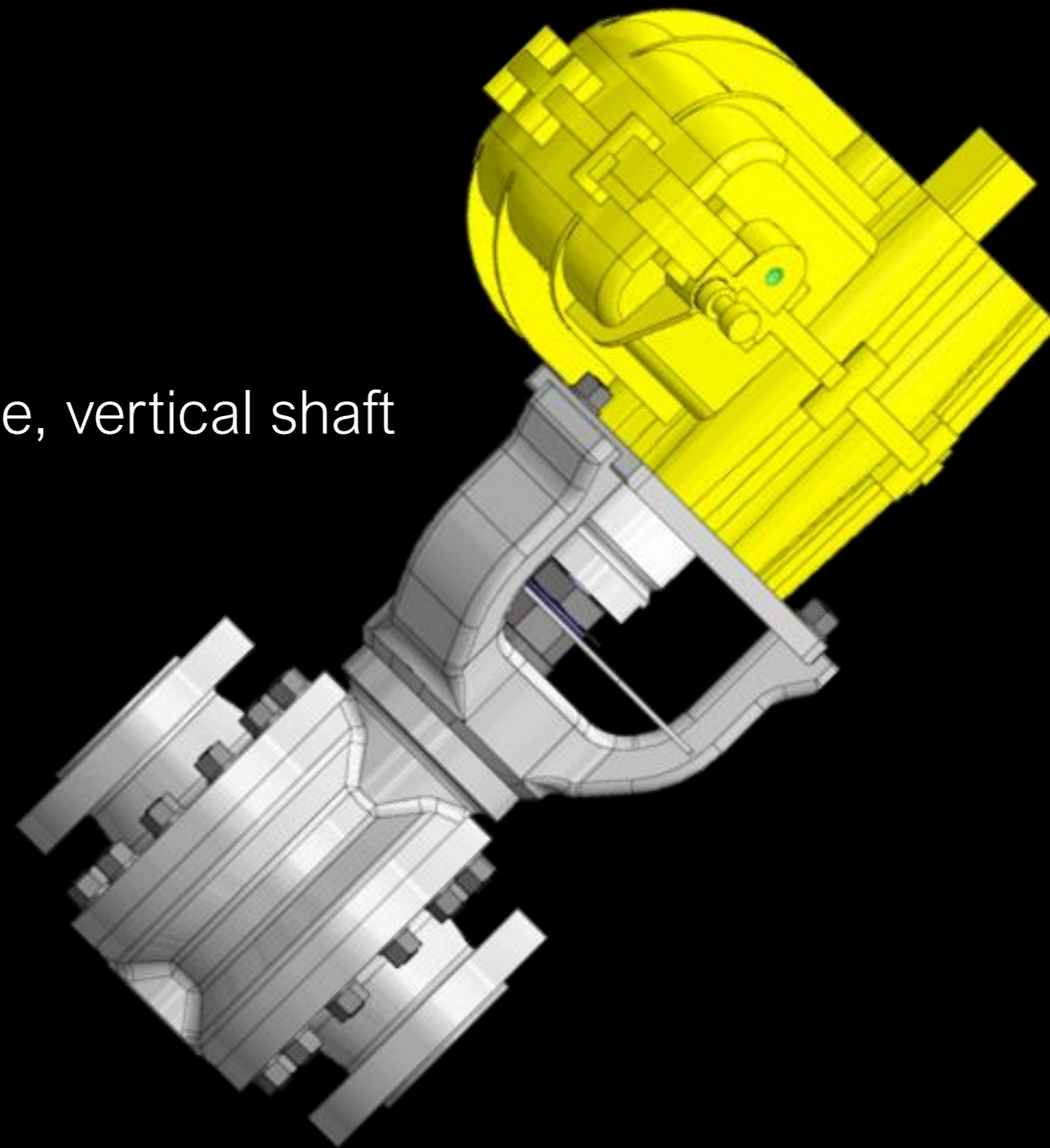
TRIPOD MOUNT





Horizontal pipeline, vertical shaft



TRIPOD MOUNT


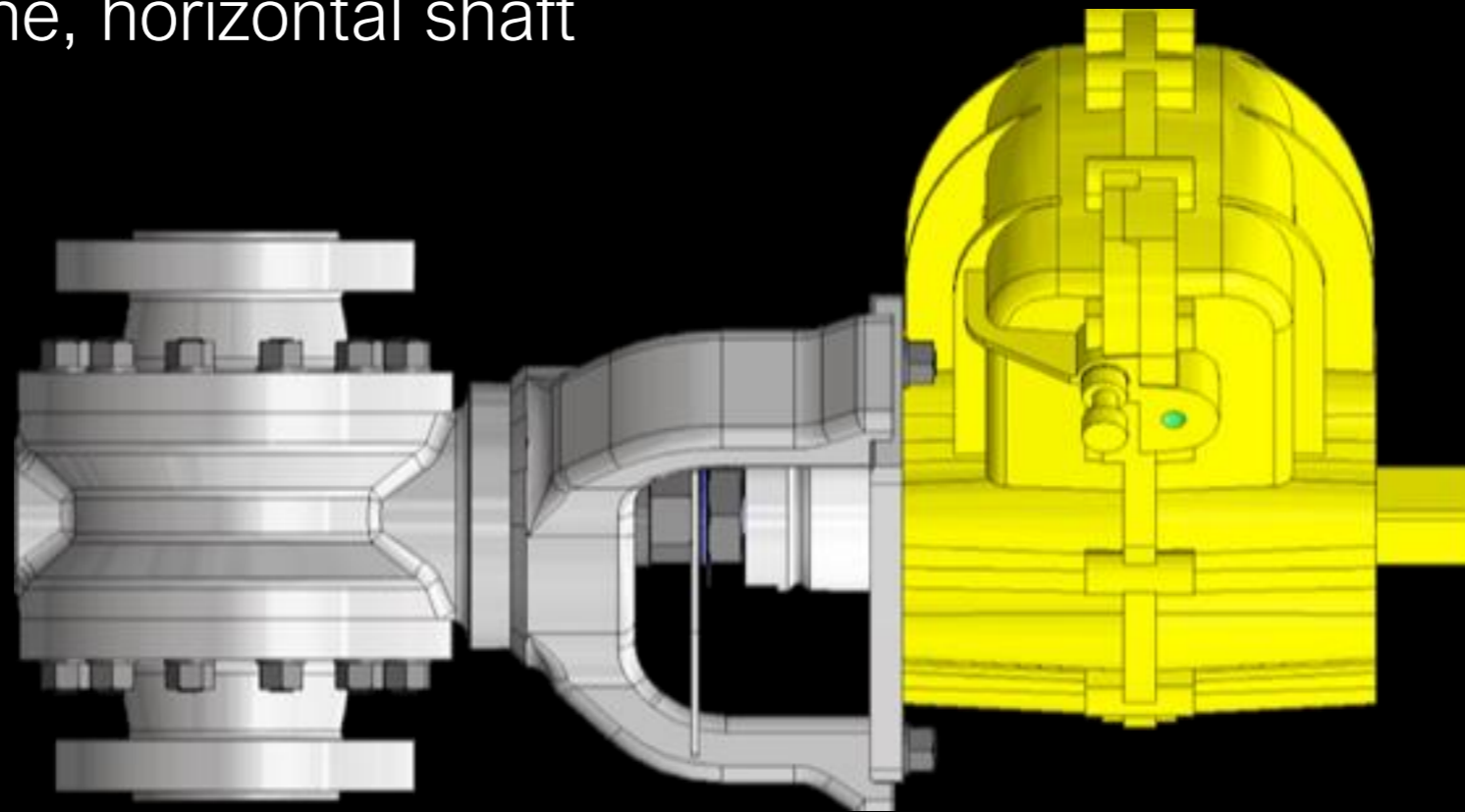


45 degree pipeline, vertical shaft



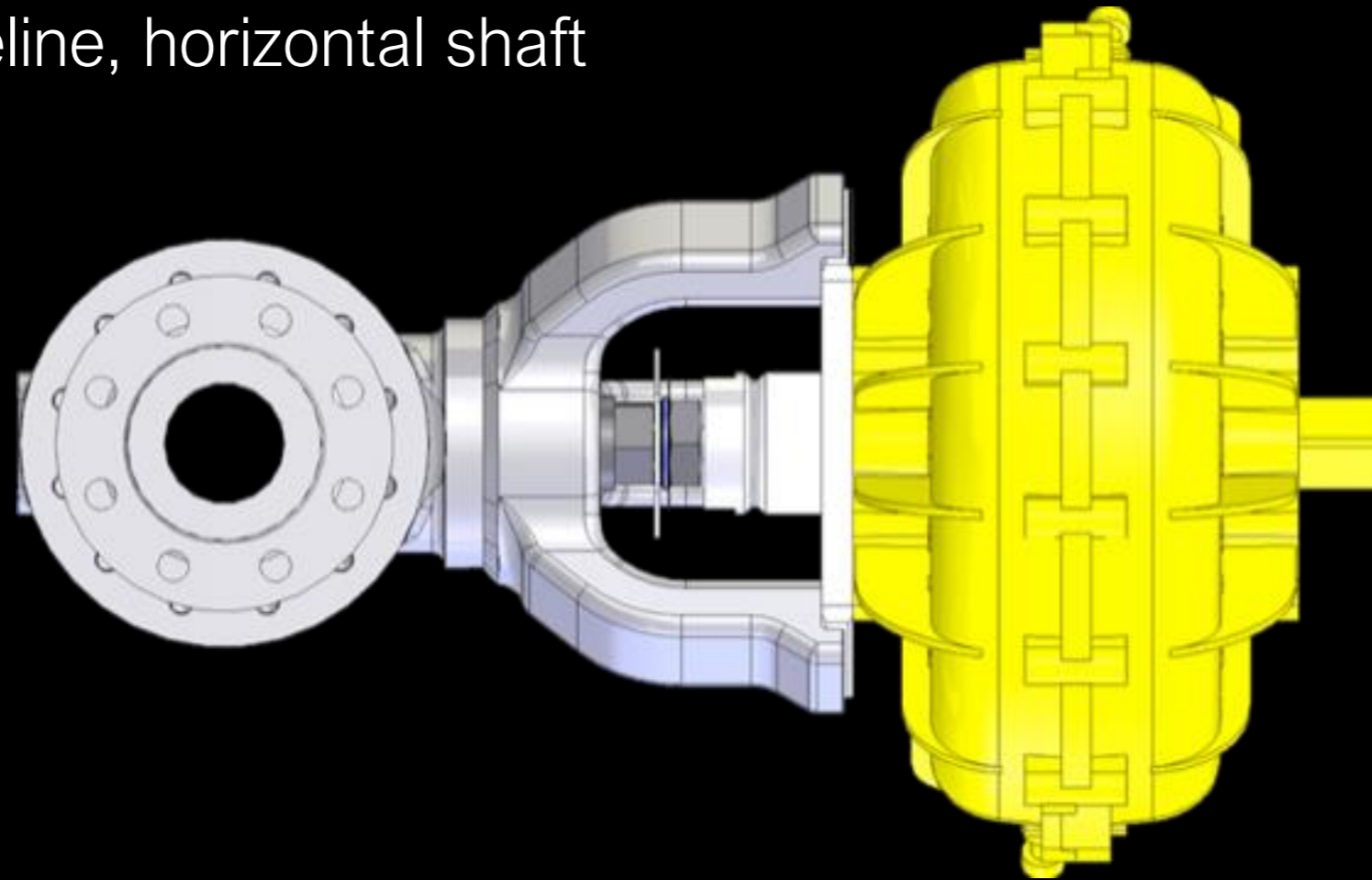
TRIPOD MOUNT

Vertical pipeline, horizontal shaft



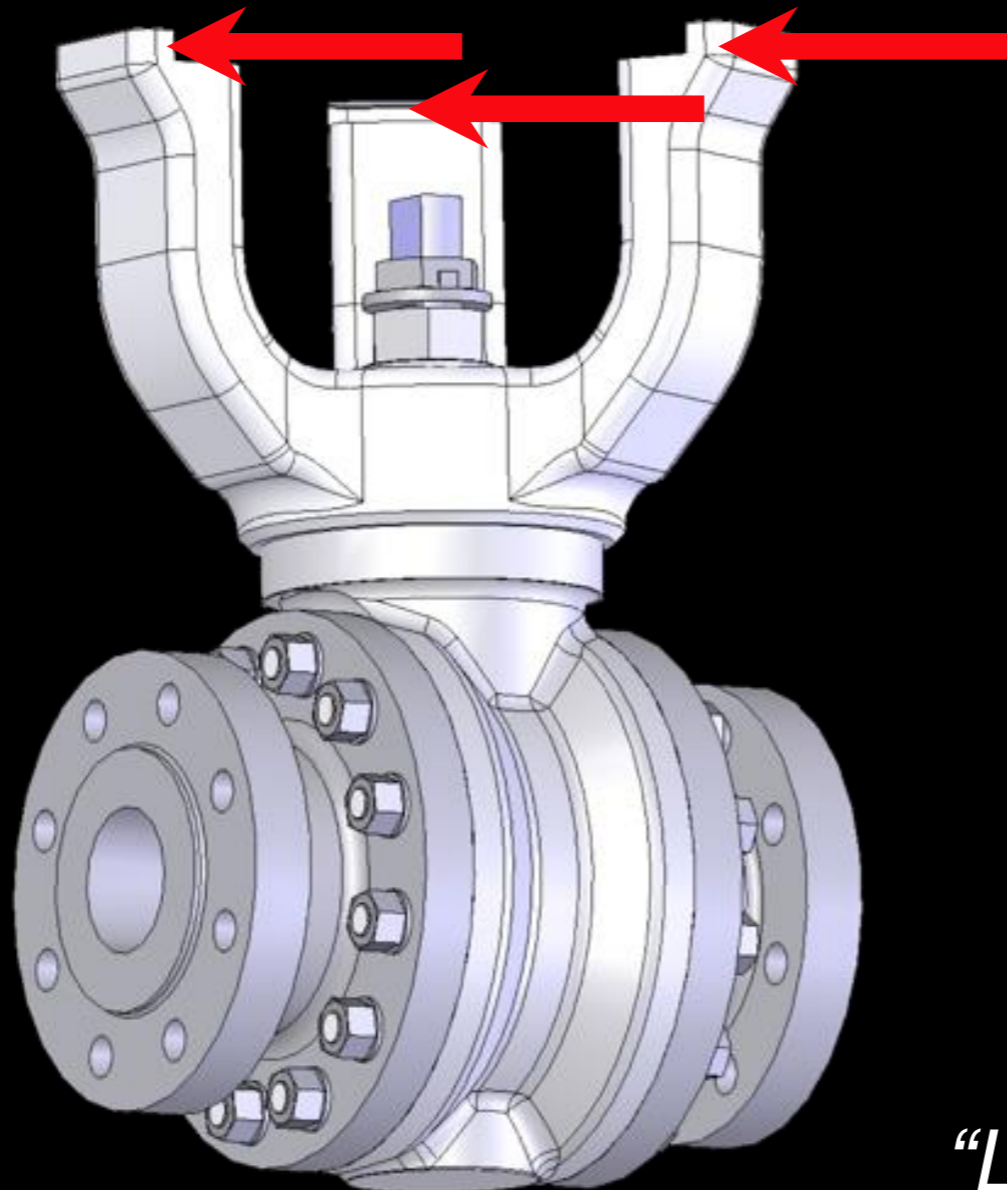
TRIPOD MOUNT

Horizontal pipeline, horizontal shaft



TRIPOD MOUNT

Perfectly Flat
(3 points define a plane)



M-CLASS
CUSTOM METAL SEATED

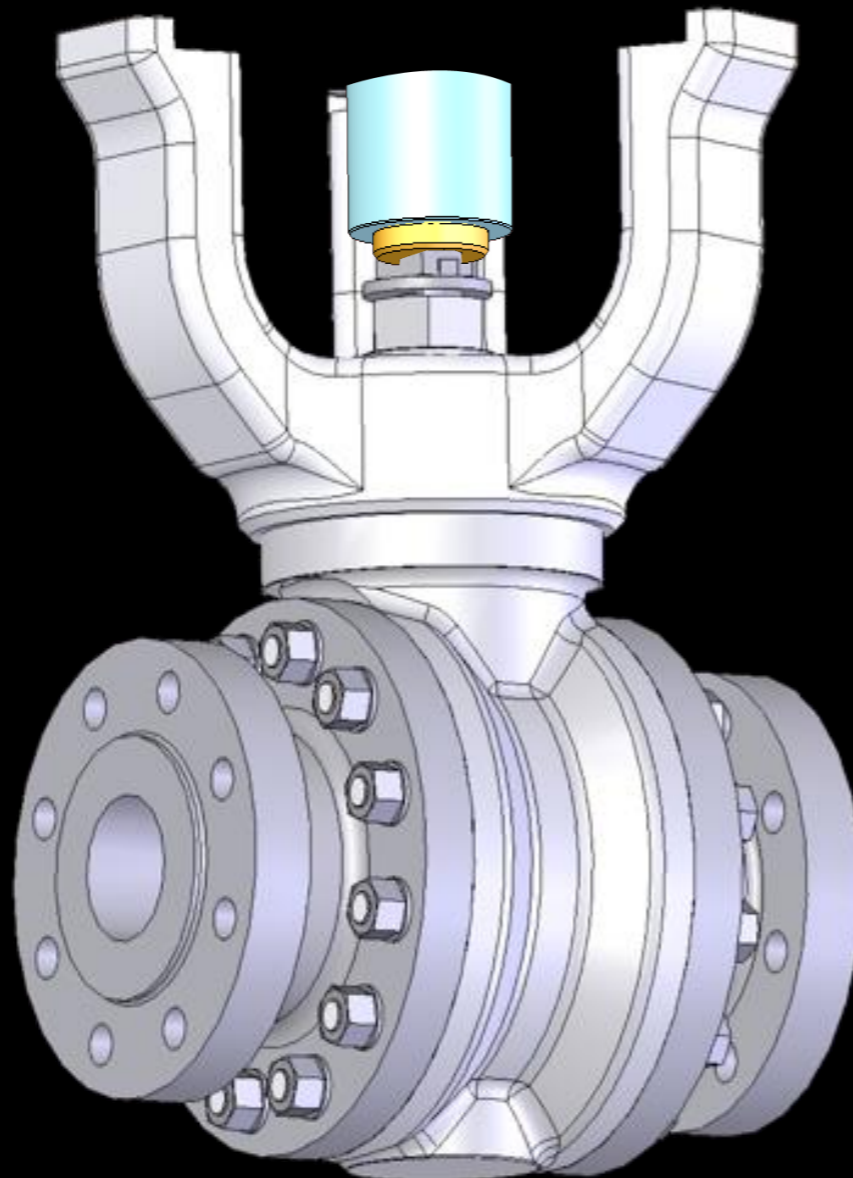
“LEVEL HEADED”



TRIPOD MOUNT

Perfectly Flat
(3 points define a plane)

Easy to Assemble



M-CLASS
CUSTOM METAL SEATED

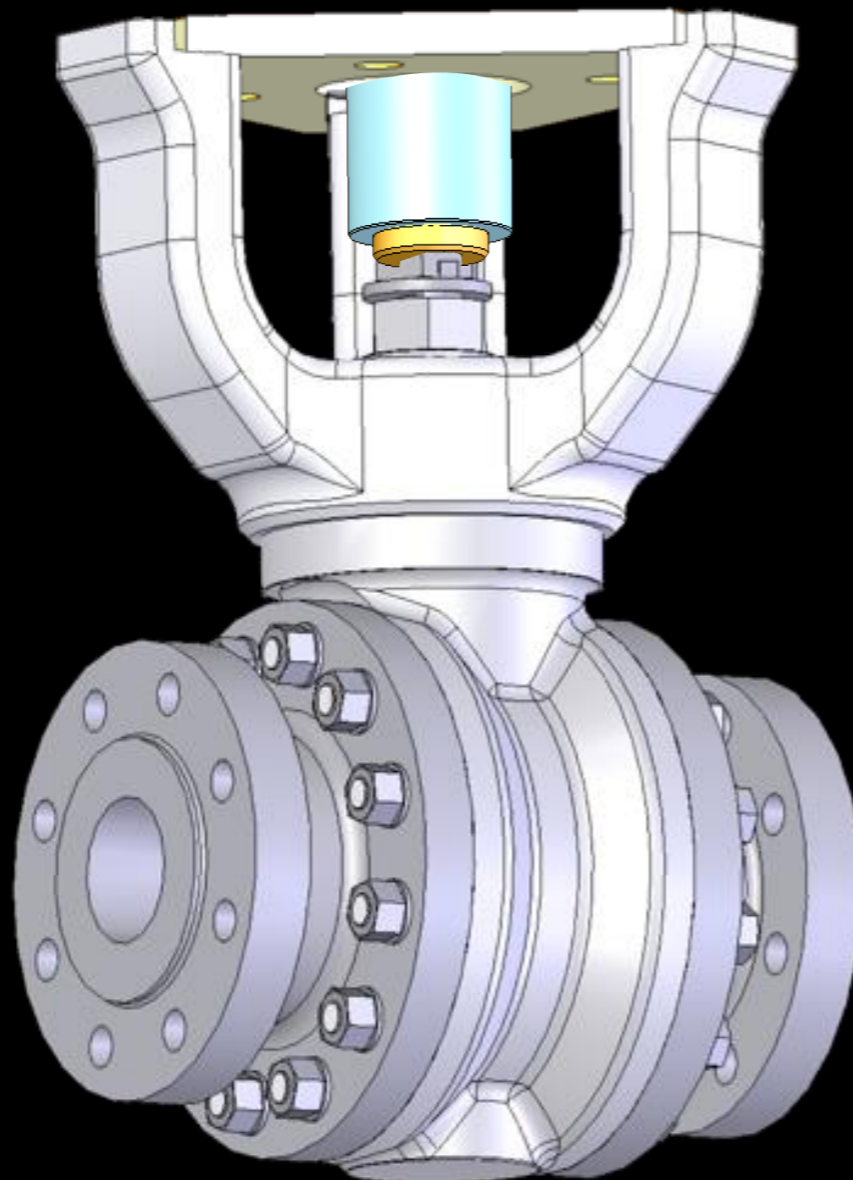
“LEVEL HEADED”

gOSCO
VALVES

TRIPOD MOUNT

Perfectly Flat
(3 points define a plane)

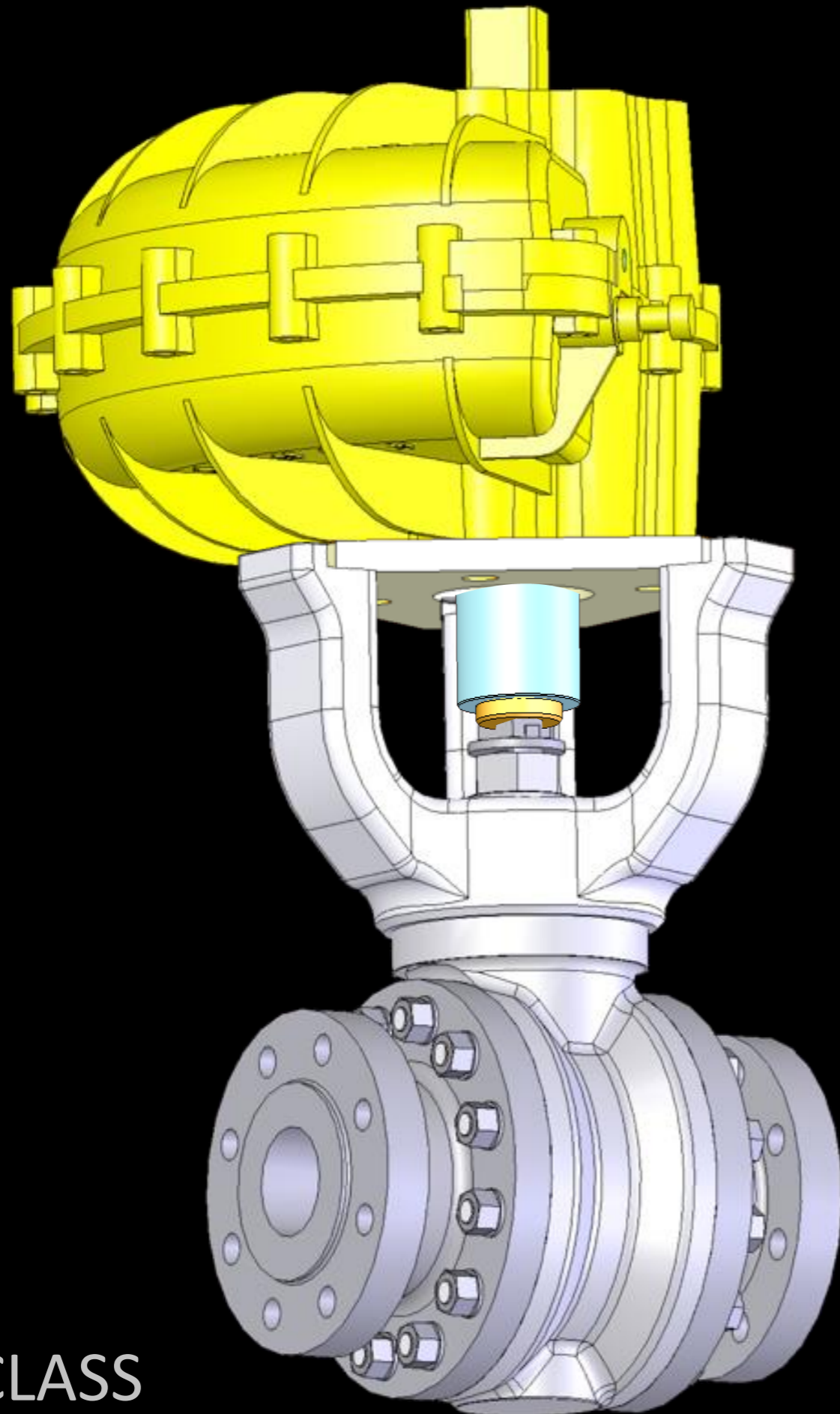
Easy to Assemble



M-CLASS
CUSTOM METAL SEATED

“LEVEL HEADED”

gOSCO
VALVES



TRIPOD MOUNT

Perfectly Flat
(3 points define a plane)

Easy to Assemble

M-CLASS
CUSTOM METAL SEATED

“LEVEL HEADED”

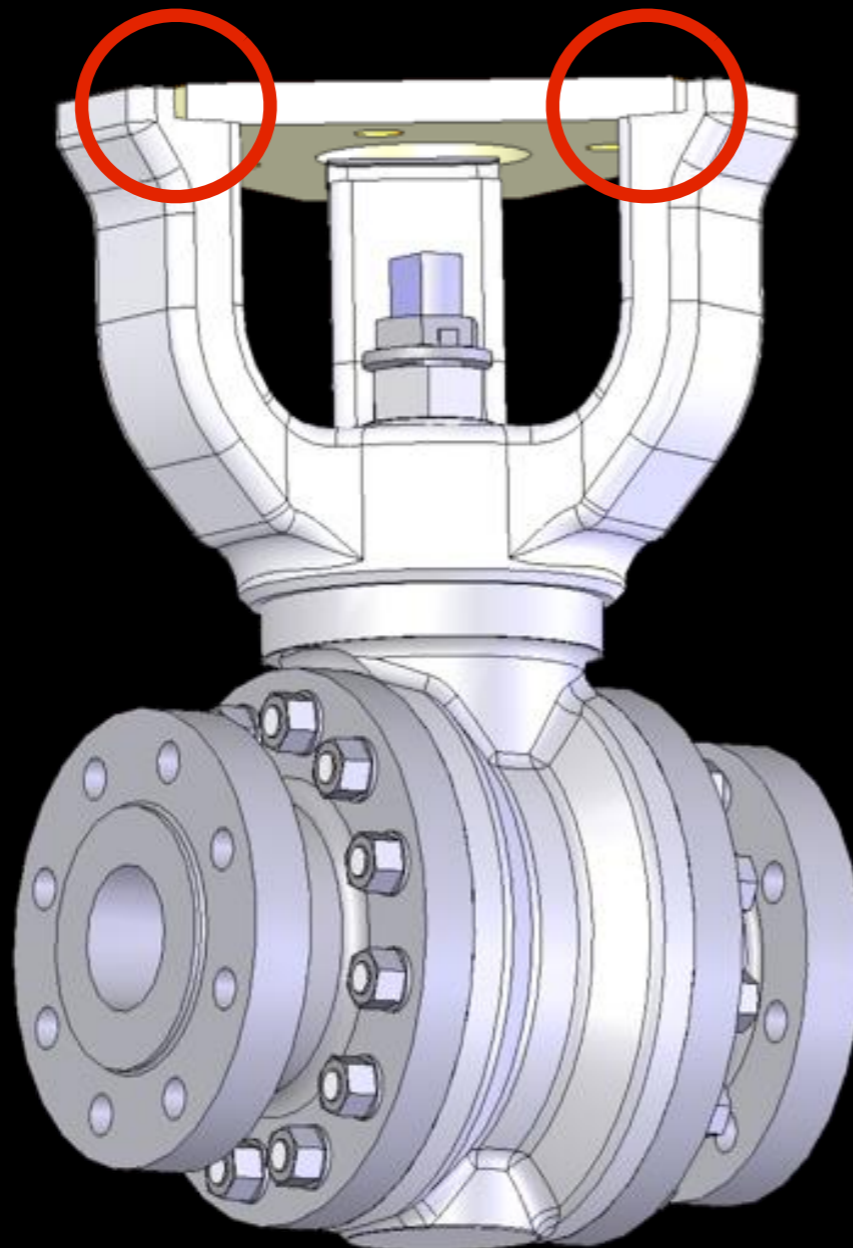
gOSCO
VALVES

TRIPOD MOUNT

Perfectly Flat
(3 points define a plane)

Easy to Assemble

Perfectly Aligned
(Mounting plate/Tripod prongs are CNC machined)



M-CLASS
CUSTOM METAL SEATED

“LEVEL HEADED”

gOSCO
VALVES

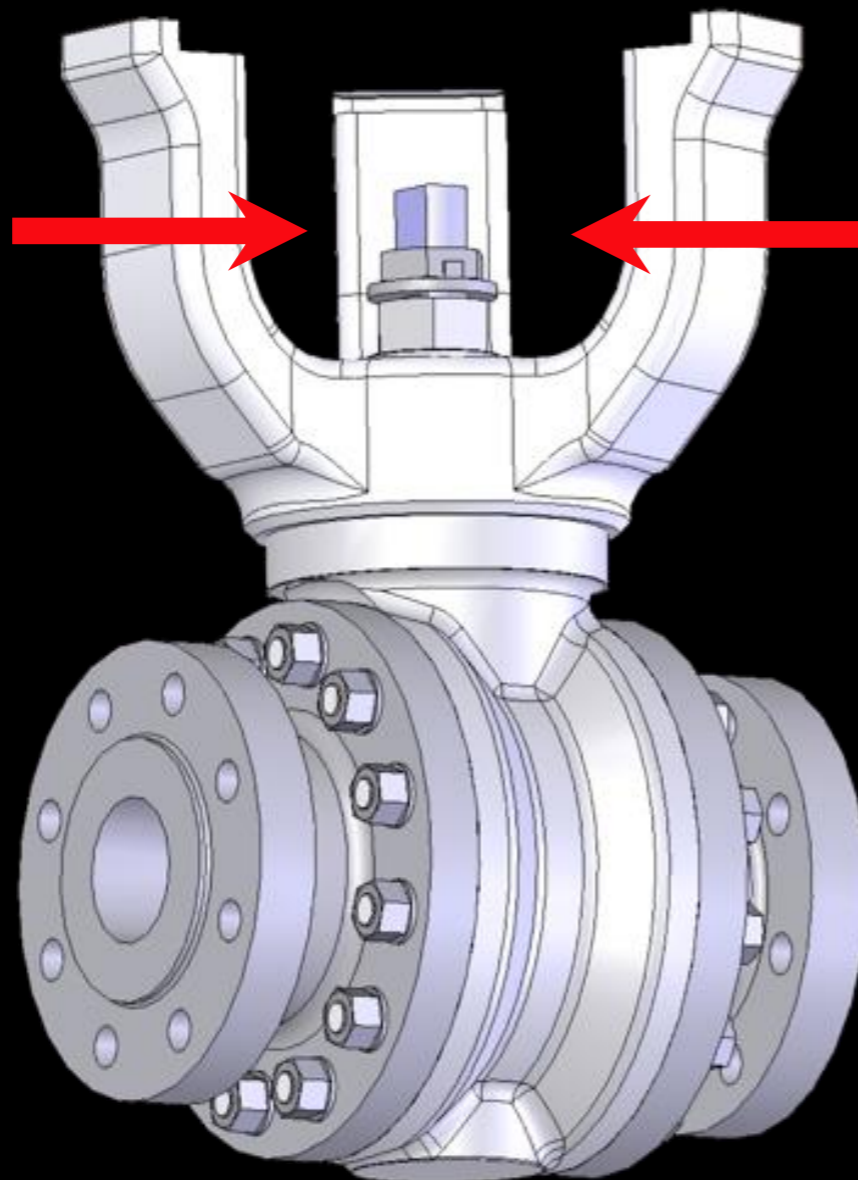
TRIPOD MOUNT

Perfectly Flat
(3 points define a plane)

Easy to Assemble

Perfectly Aligned
(Mounting plate/Tripod prongs are CNC machined)

Open Between The Prongs
(Acts as a heat sink / easy access to packing)



M-CLASS
CUSTOM METAL SEATED

“LEVEL HEADED”

gOSCO
VALVES

SEAT DESIGN



M-CLASS
CUSTOM METAL SEATED

“FREE FALL”

gOSCO
VALVES

COMPETITOR'S SEAT/SPRING DESIGN




M-CLASS
CUSTOM METAL SEATED

"ALL PLUGGED UP"

gOSCO
VALVES

COMPETITOR'S SEAT/SPRING DESIGN

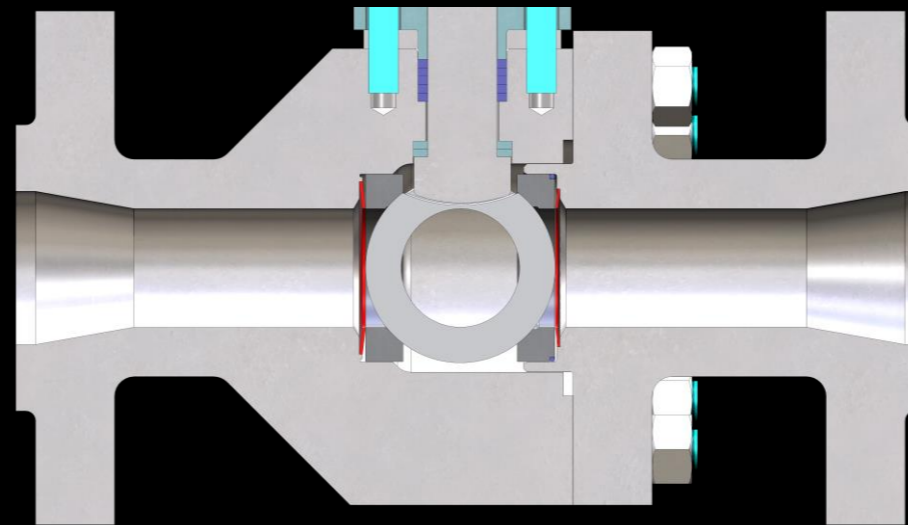


M-CLASS
CUSTOM METAL SEATED

“ALL PLUGGED UP”

gOSCO
VALVES

COMPETITOR'S SEAT/SPRING DESIGN



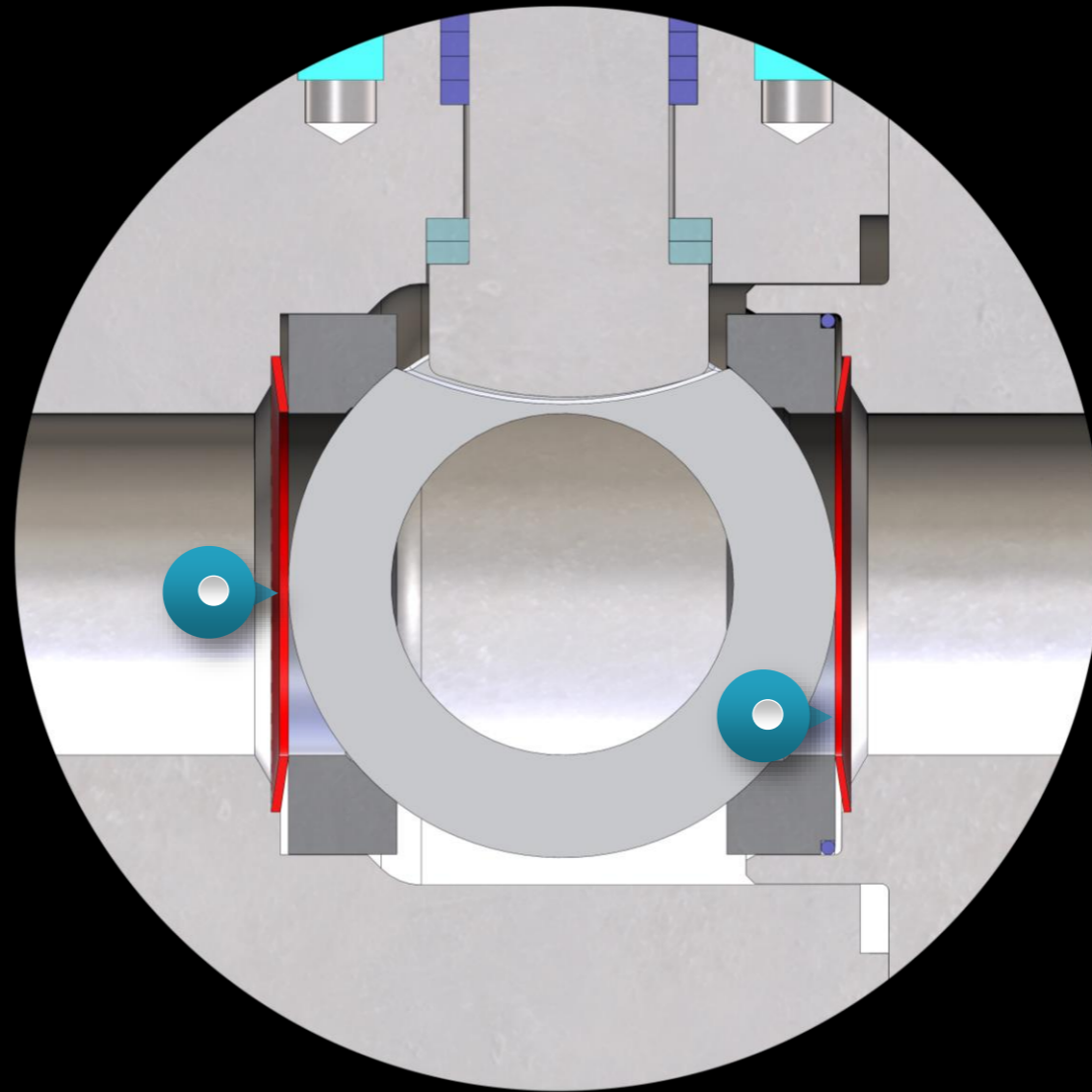
M-CLASS
CUSTOM METAL SEATED

“ALL PLUGGED UP”

gOSCO
VALVES

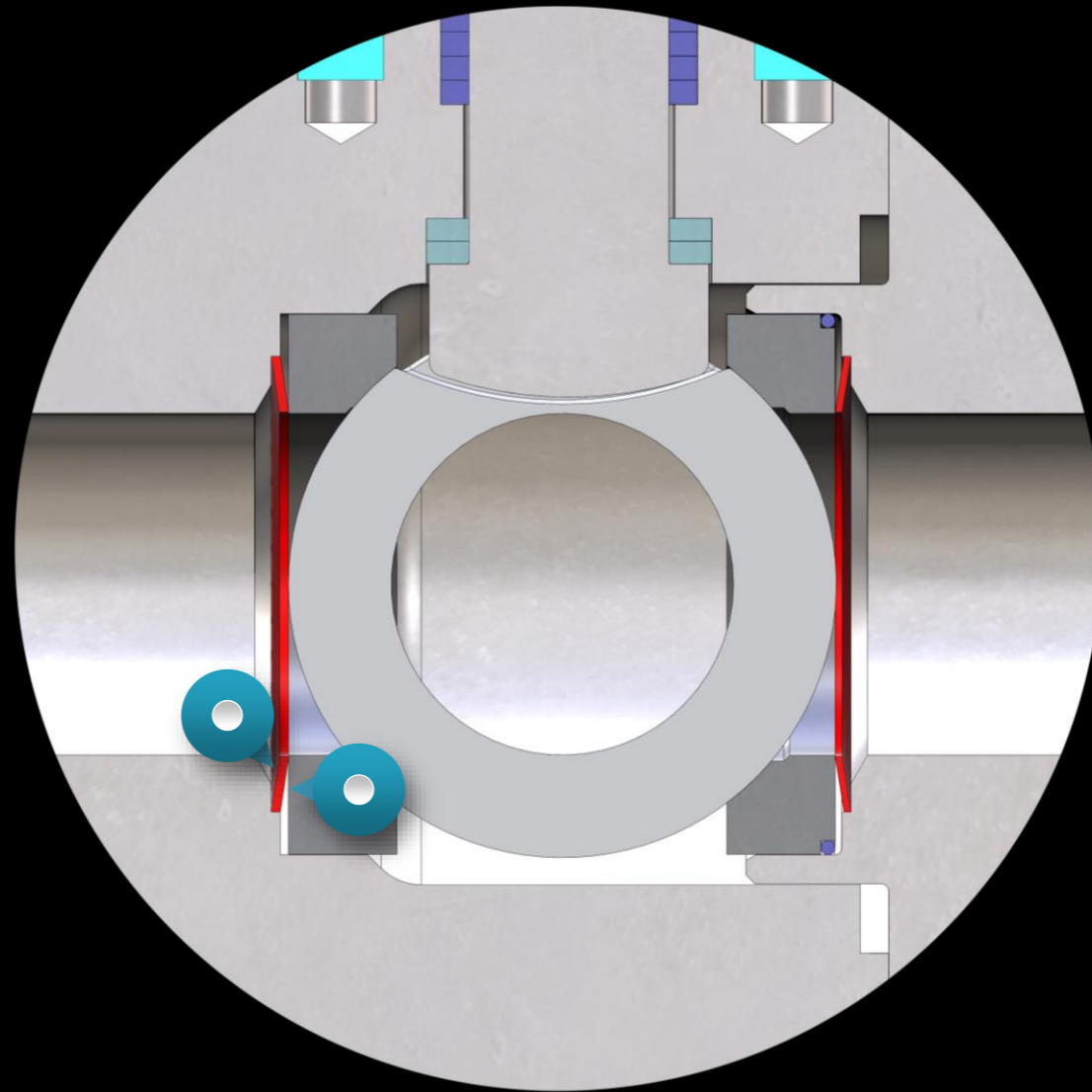
COMPETITOR'S SEAT/SPRING DESIGN

Belleville springs

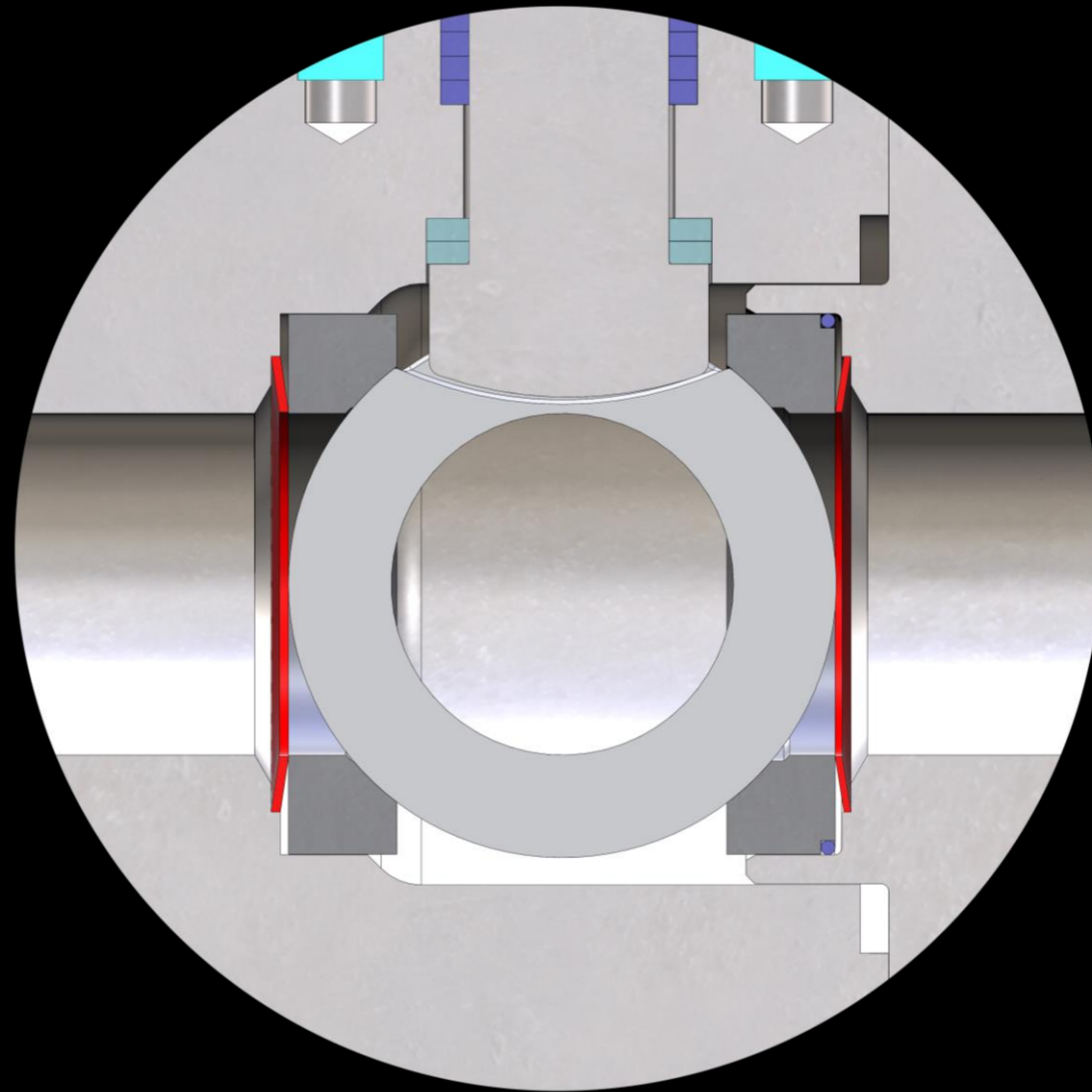


COMPETITOR'S SEAT/SPRING DESIGN

Media gets trapped
around the Bellevilles




COMPETITOR'S SEAT/SPRING DESIGN



Valve locks up

Springs can't "give" when ball needs to move back (as the valve opens)

GOSCO'S SEAT/SPRING DESIGN

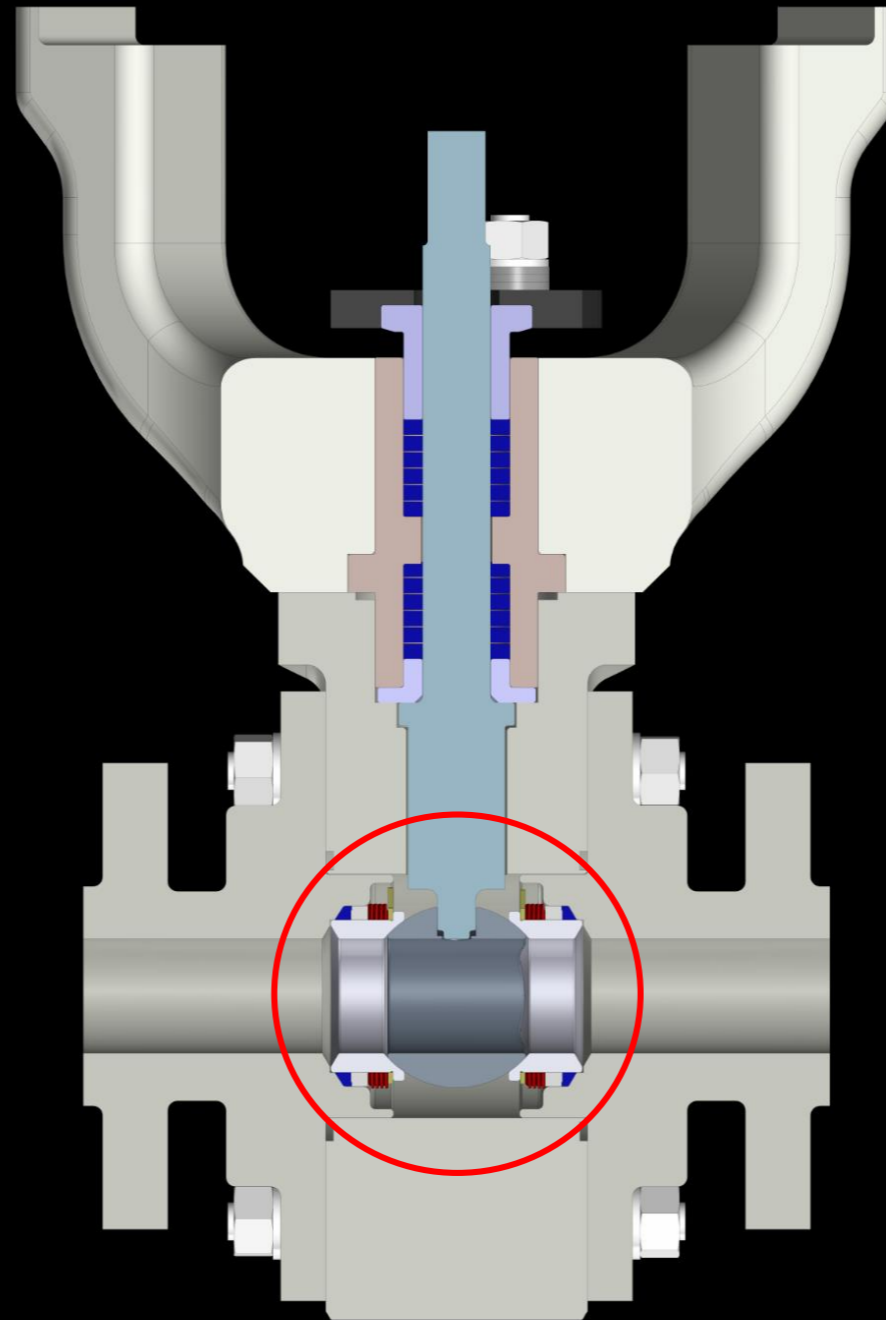


M-CLASS
CUSTOM METAL SEATED

“FREE FALL”

gOSCO
VALVES

GOSCO'S SEAT/SPRING DESIGN

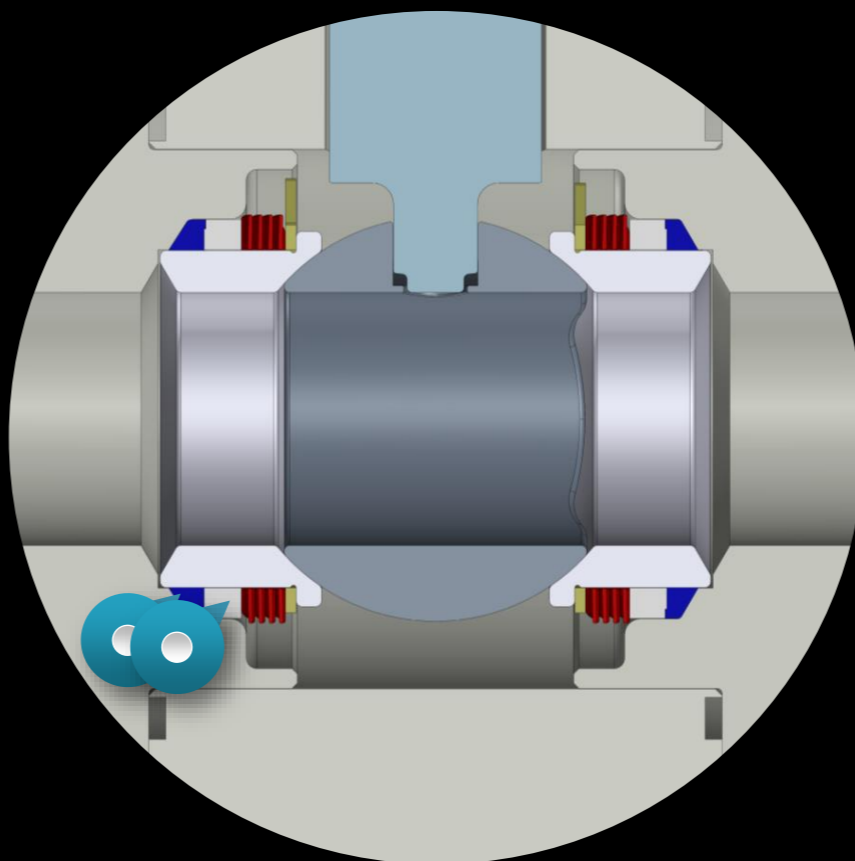


M-CLASS
CUSTOM METAL SEATED

“FREE FALL”

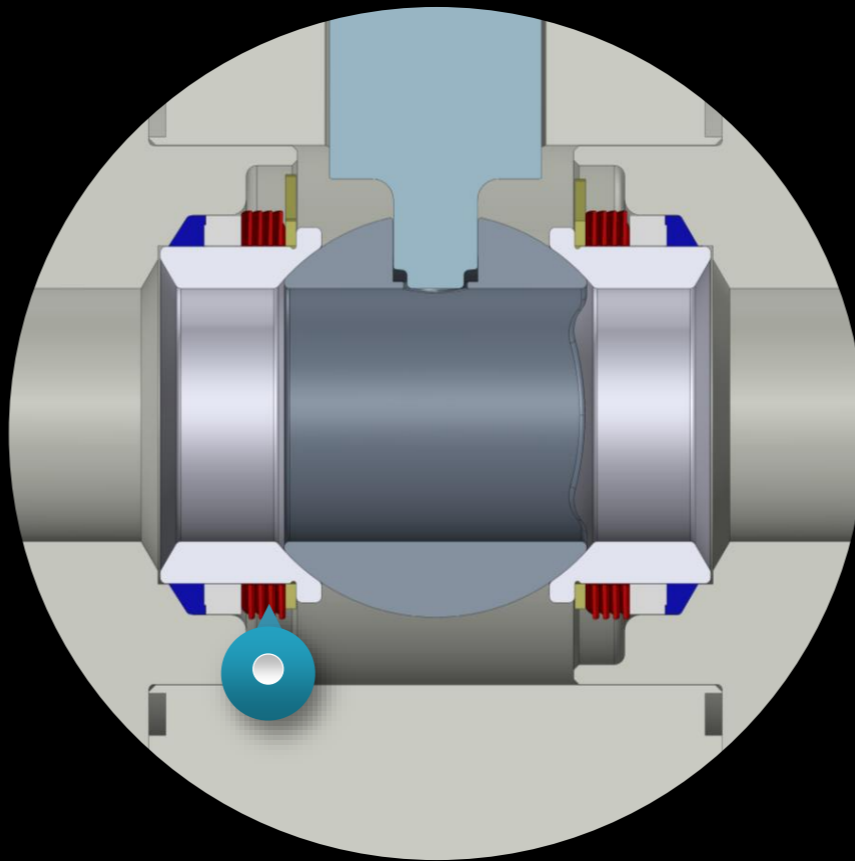
gOSCO
VALVES

GOSCO'S SEAT/SPRING DESIGN



Graphite wedge seal and
compression ring
(Secured in the valve flange)

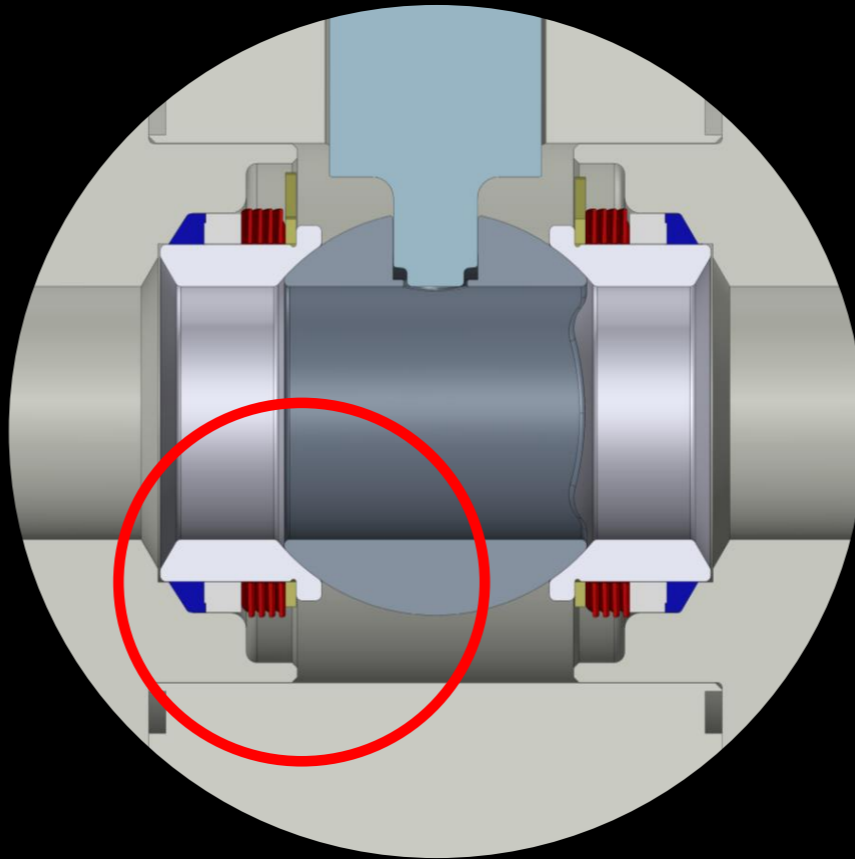
GOSCO'S SEAT/SPRING DESIGN



Nested wave spring
(Downstream of wedge seal)

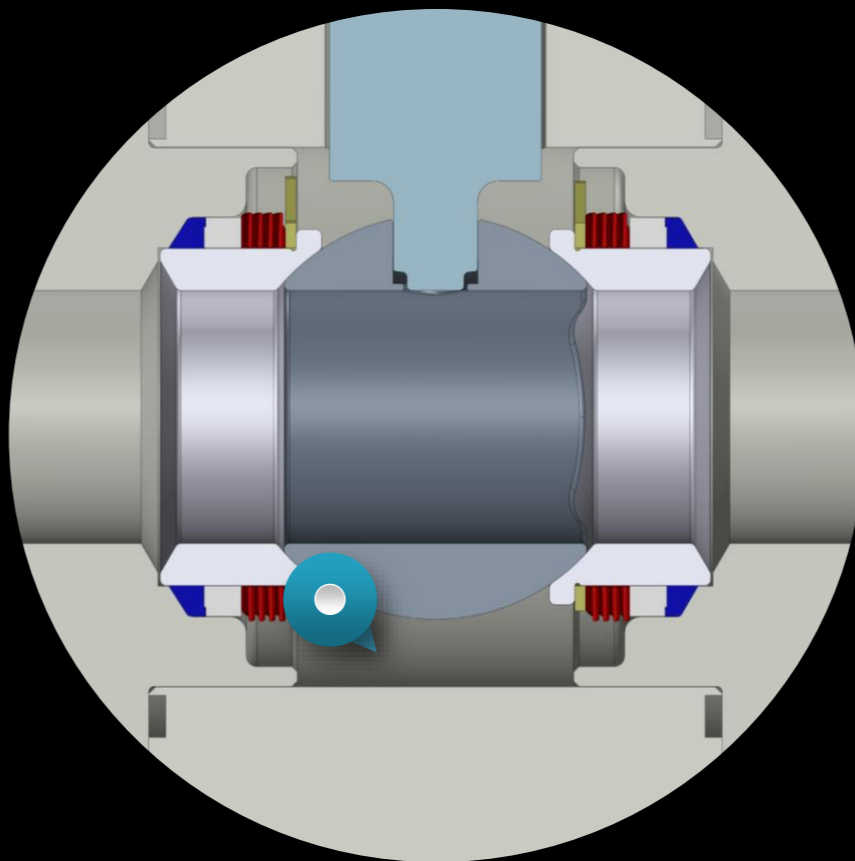
GOSCO'S SEAT/SPRING DESIGN

Spring is completely open
to media



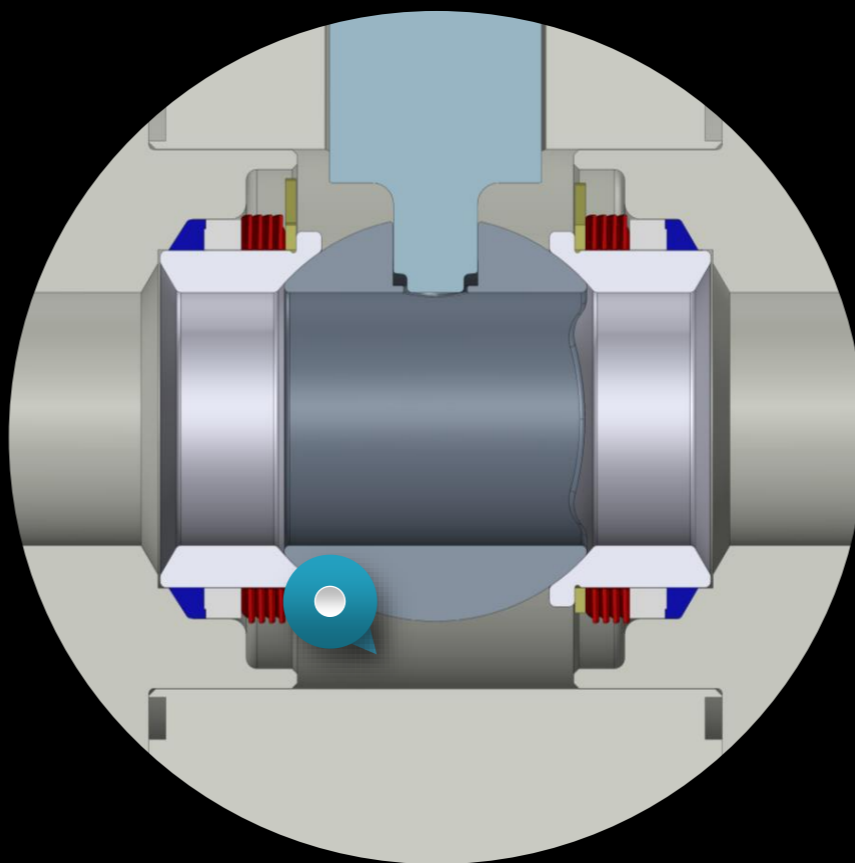
GOSCO'S SEAT/SPRING DESIGN

Media can get in to the spring cavity, but also escapes just as easily



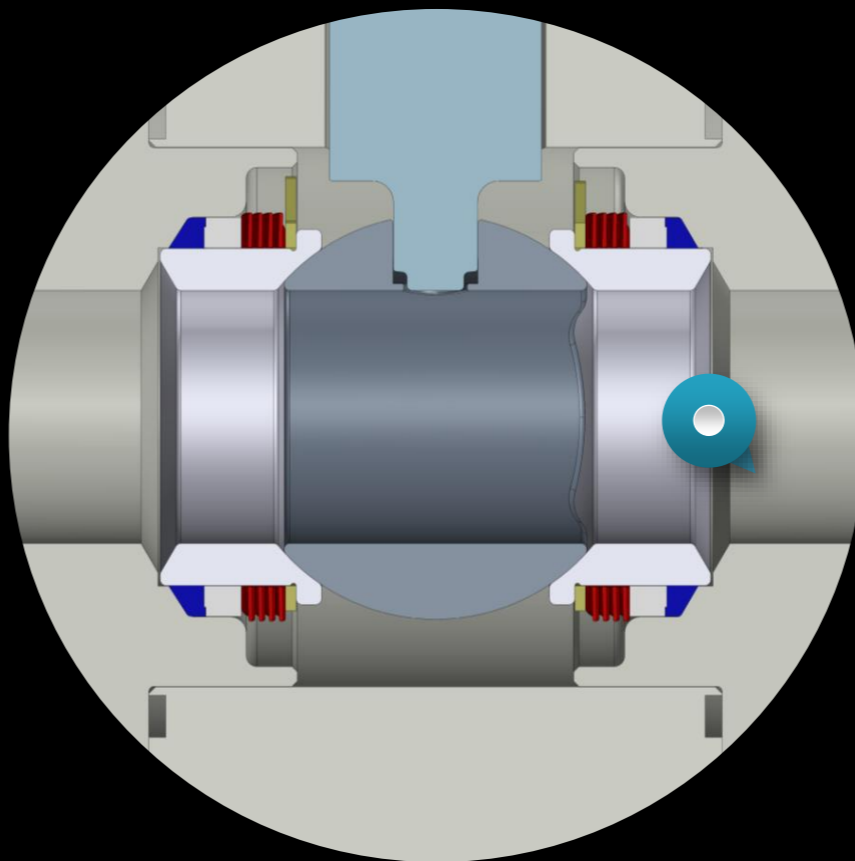
GOSCO'S SEAT/SPRING DESIGN

Line pressure assists to pull media out of the spring cavity

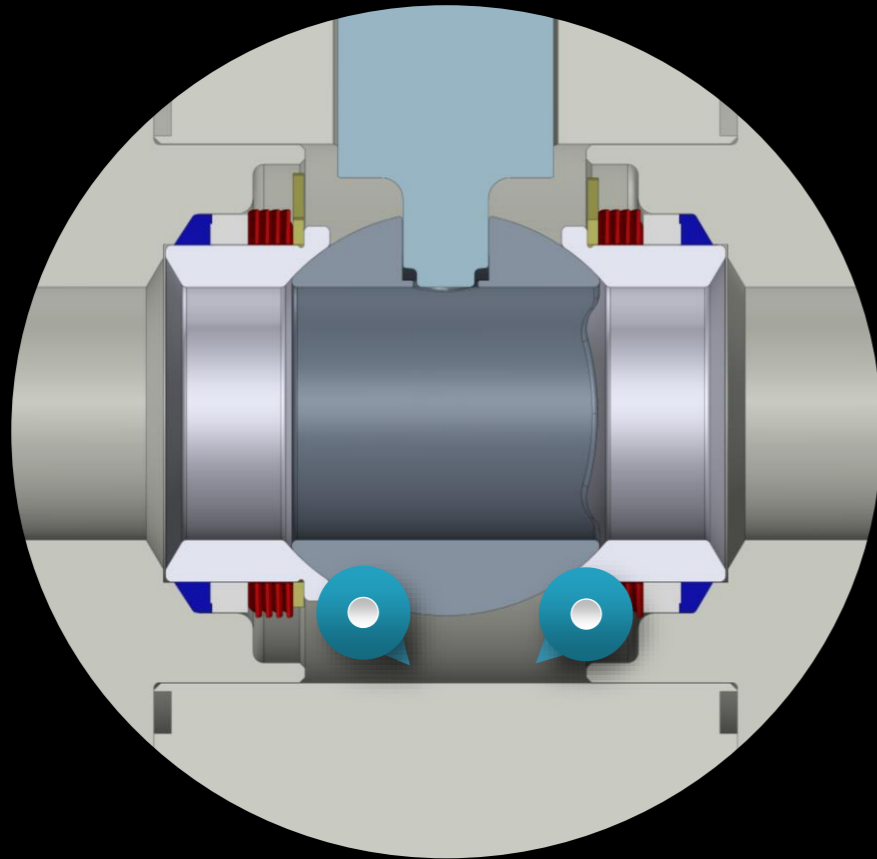


GOSCO'S SEAT/SPRING DESIGN

Line pressure assists to
pull media out of the
spring cavity



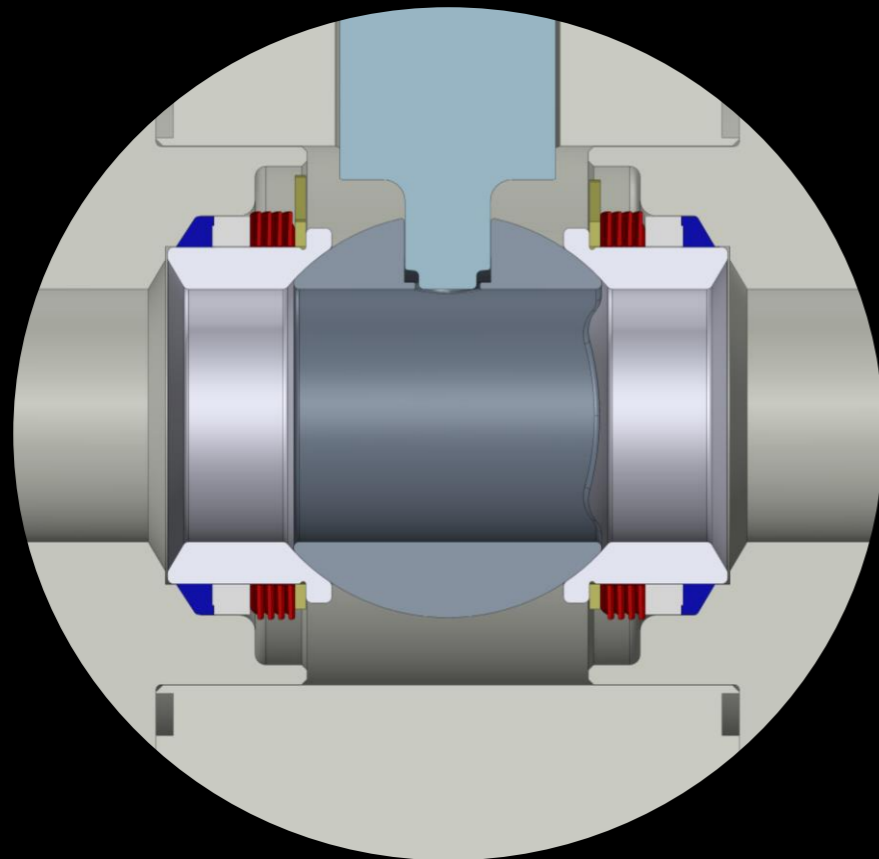
GOSCO'S SEATS



Media flows freely around the springs

“FREE FALL”

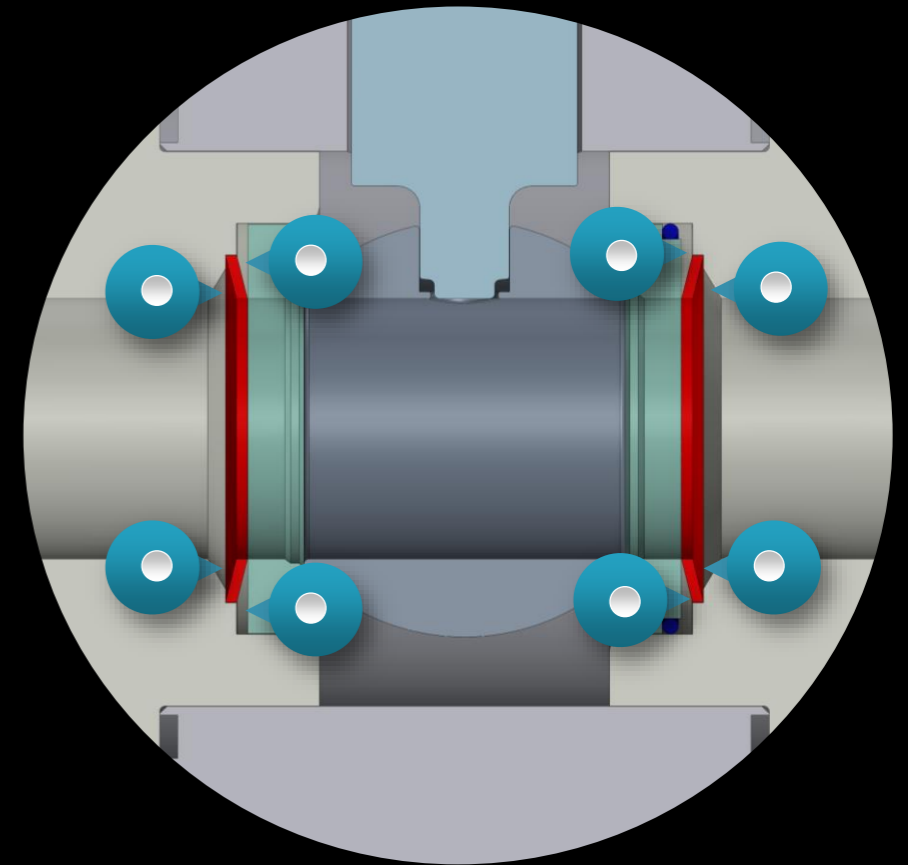
GOSCO'S SEATS



Media flows freely around the springs

“FREE FALL”

COMPETITOR'S SEATS



Media compacts around the Bellevilles

“ALL PLUGGED UP”

BALL DESIGN



M-CLASS
CUSTOM METAL SEATED

“SLOW POKE”

gOSCO
VALVES

GOSCO'S ARCUATE CUT BALL




Specific profile is cut on the ball to reduce velocities

GOSCO'S ARCUATE CUT BALL



Arcuate cut is then hardened
in the boronizing process

GOSCO'S ARCUATE CUT BALL



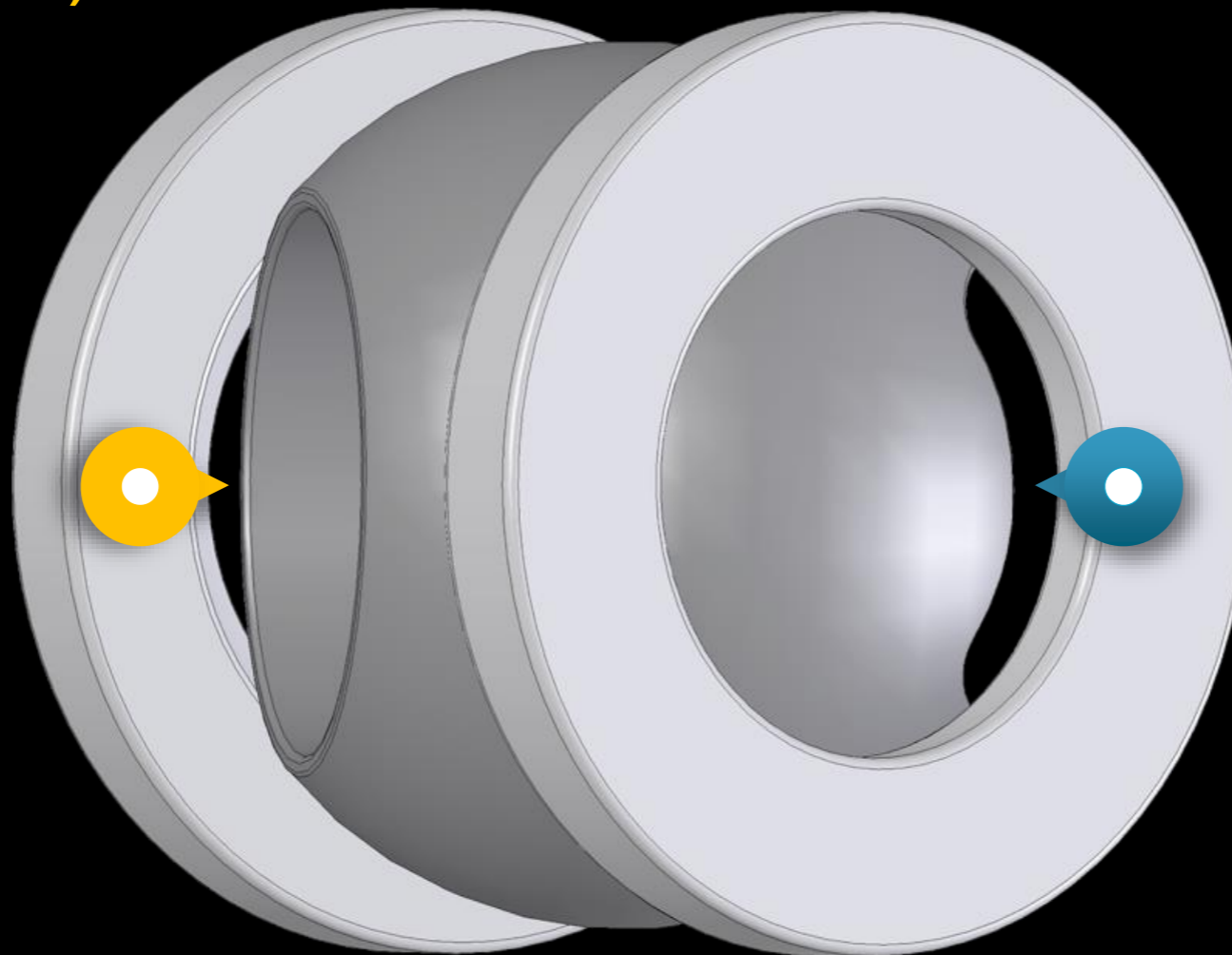
Both sides of ball have an arcuate cut (not visible in image)

STANDARD BALL vs ARCUATE CUT

Illustration below shows a ball at 10% open.

STANDARD BALL (Competition)

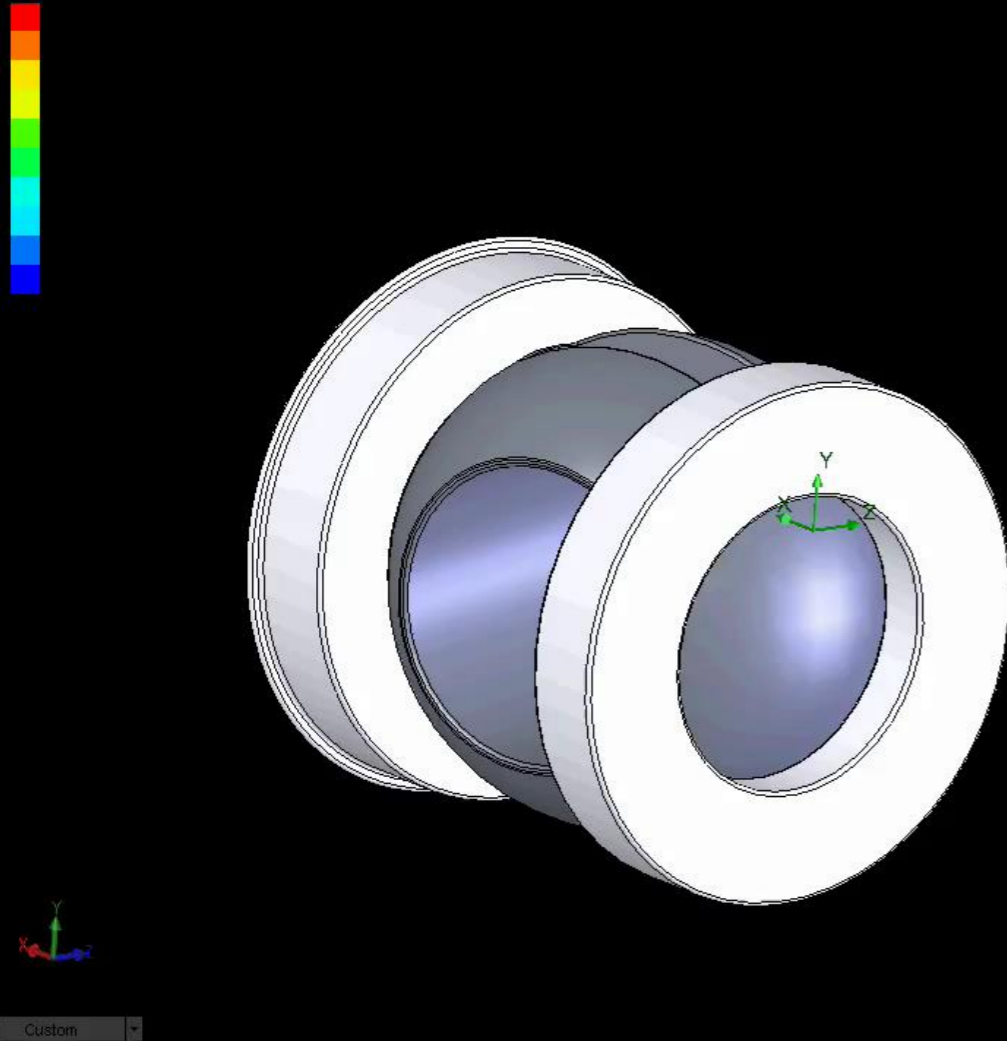
Small opening
High velocities
Trim damage



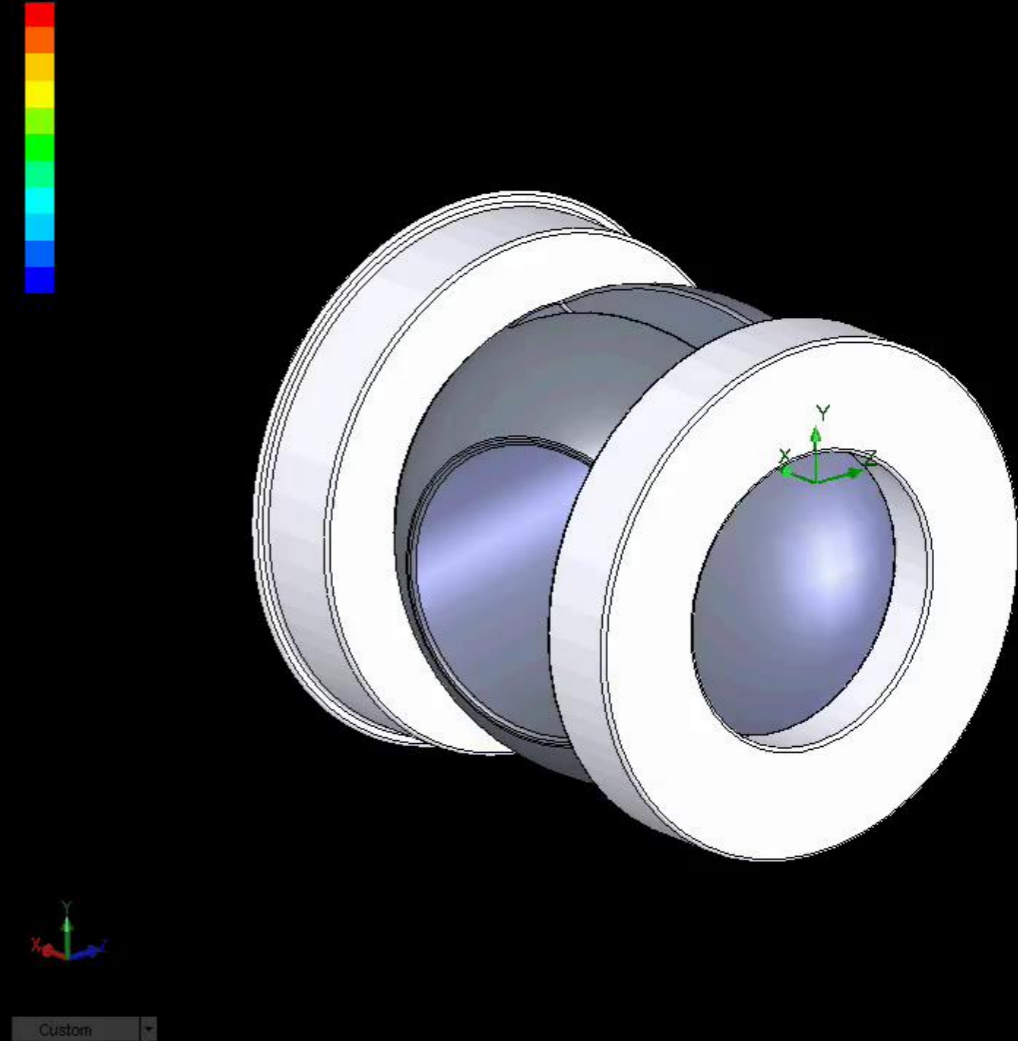
ARCUATE CUT BALL (Gosco Valves)

3 times larger opening
Velocities reduced by 2/3
Less trim damage
(Flow is spread out)

COMPUTATIONAL FLUID DYNAMICS ANALYSIS (CFD)



STANDARD BALL



ARCUATE CUT BALL

GOSCO VARI-V BALLS

TURNDOWN V



90° V BALL



10° V-BALL



60° V-BALL



30° V-BALL



LINEAR V



FILLER V




M-CLASS
CUSTOM METAL SEATED

“CONTROL FREAK”




STANDARD BALL



*Very bad control on the low end
Flow is directed to the side of the pipe*

GOSCO VARI-V BALL



*Excellent control through full range
Flow is spread out evenly*

M-CLASS
CUSTOM METAL SEATED

“CONTROL FREAK”

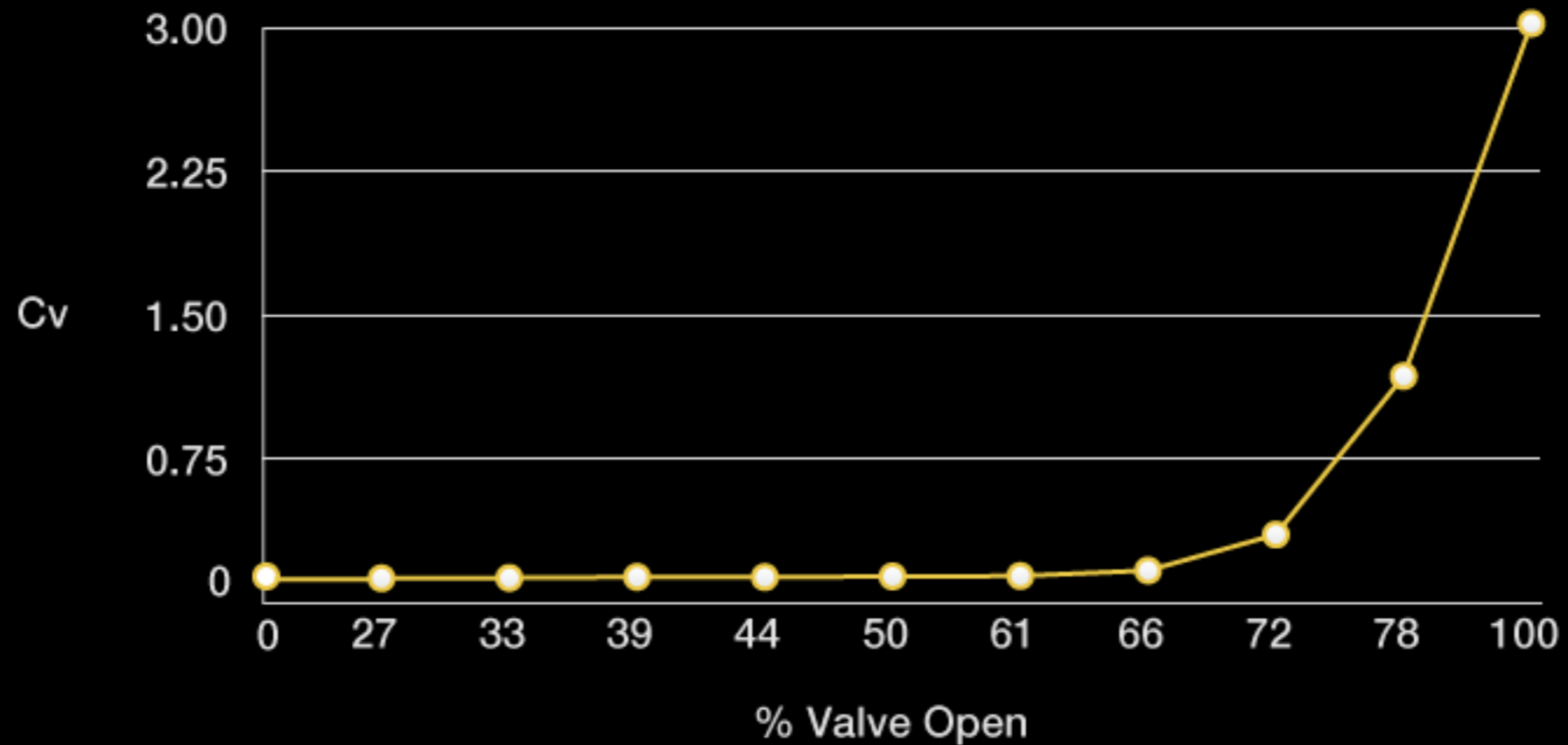
gOSCO
VALVES

CUSTOM VARI-V BALLS


GOSCO can custom design any
profile for your application

CUSTOM V-BALL C_v CURVE

Flow requirements for one of our custom V-balls.



SLOT WIDTH WAS ALMOST AS THIN AS A HUMAN HAIR




SHAFT PACKING



M-CLASS
CUSTOM METAL SEATED

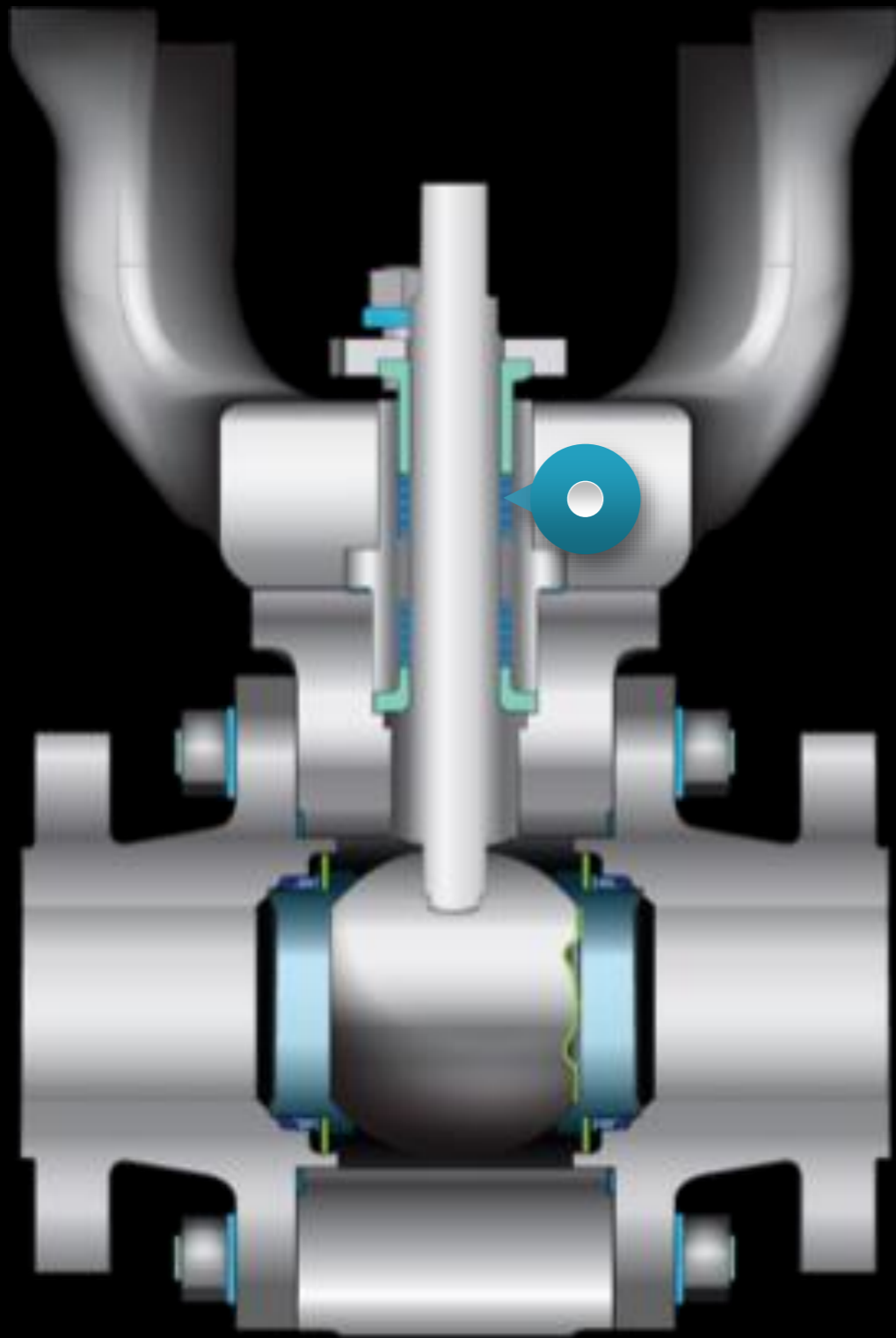
“THE BUCK STOPS HERE”

gOSCO
VALVES



COMPETITOR'S VALVE (SINGLE PACKING)

When packing leaks, there is risk of
downtime, expense and injury



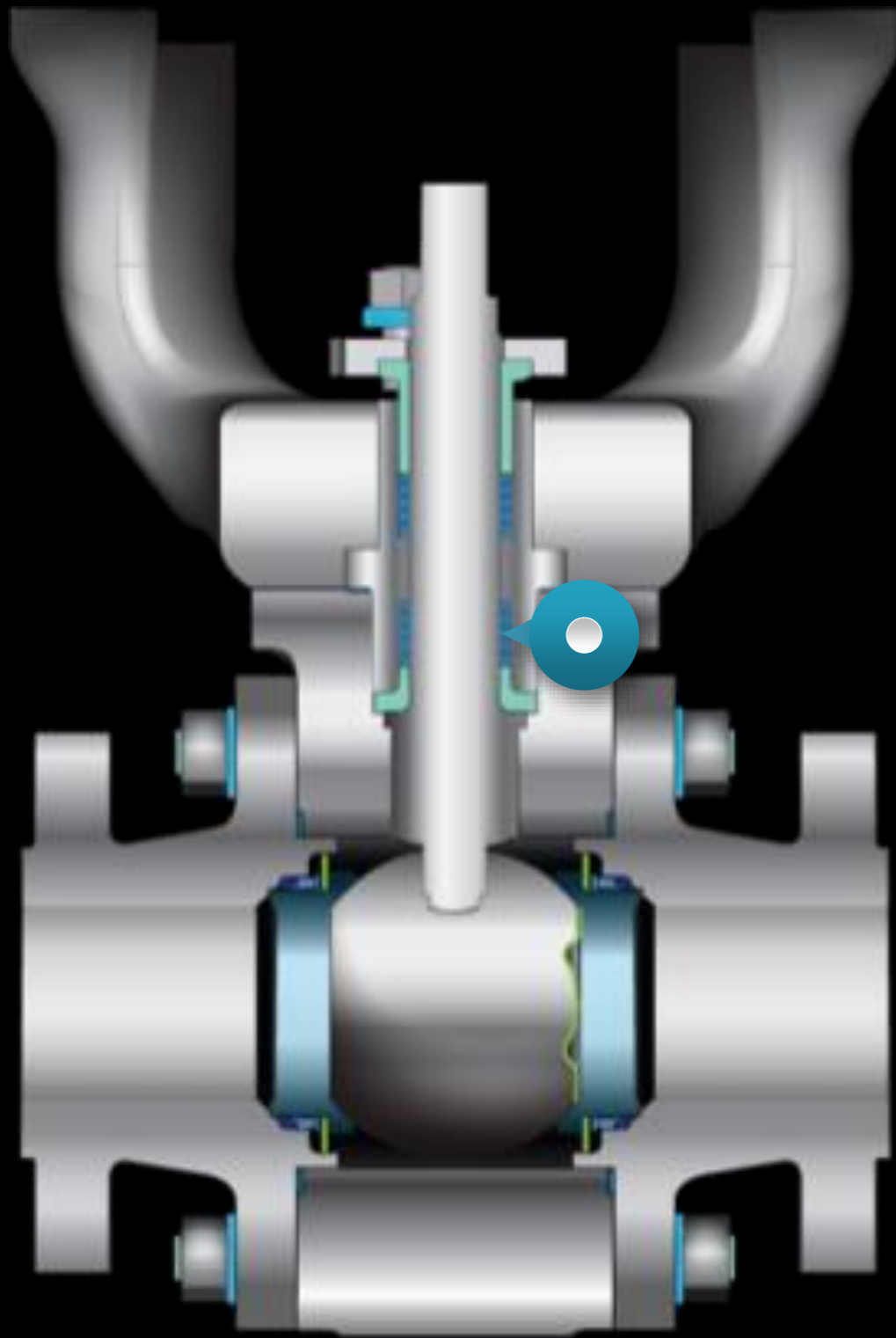
GOSCO'S VALVE (DUAL PACKING)

Live loaded upper packing

M-CLASS
CUSTOM METAL SEATED

"THE BUCK STOPS HERE"

gOSCO
VALVES



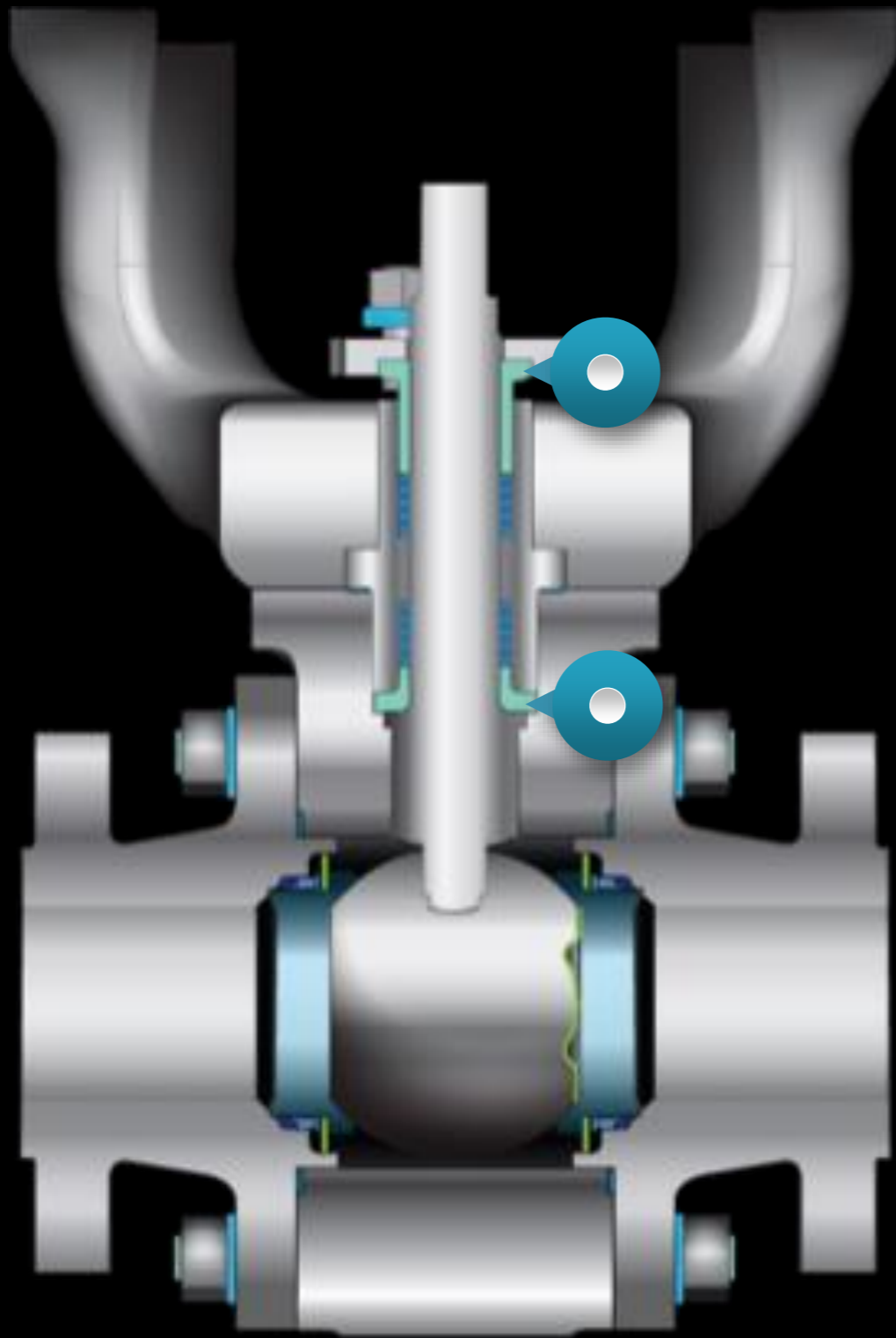
GOSCO'S VALVE (DUAL PACKING)

Live loaded upper packing
SmartPak™ lower packing

M-CLASS
CUSTOM METAL SEATED

“THE BUCK STOPS HERE”

gOSCO
VALVES



GOSCO'S VALVE (DUAL PACKING)

Live loaded upper packing
SmartPak™ lower packing
Dual shaft guides

M-CLASS
CUSTOM METAL SEATED

“THE BUCK STOPS HERE”

gOSCO
VALVES

ALLOY OPTIONS



M-CLASS
CUSTOM METAL SEATED

“CHAMELEON”

gOSCO
VALVES

ALLOY OPTIONS

Hastelloy

Incoloy

Inconel

Super Duplex

Alloy 20

Duplex

Titanium

Tantalum

Monel

Carbon Steel



CUSTOMER SPECIFIED

TRULY BI-DIRECTIONAL

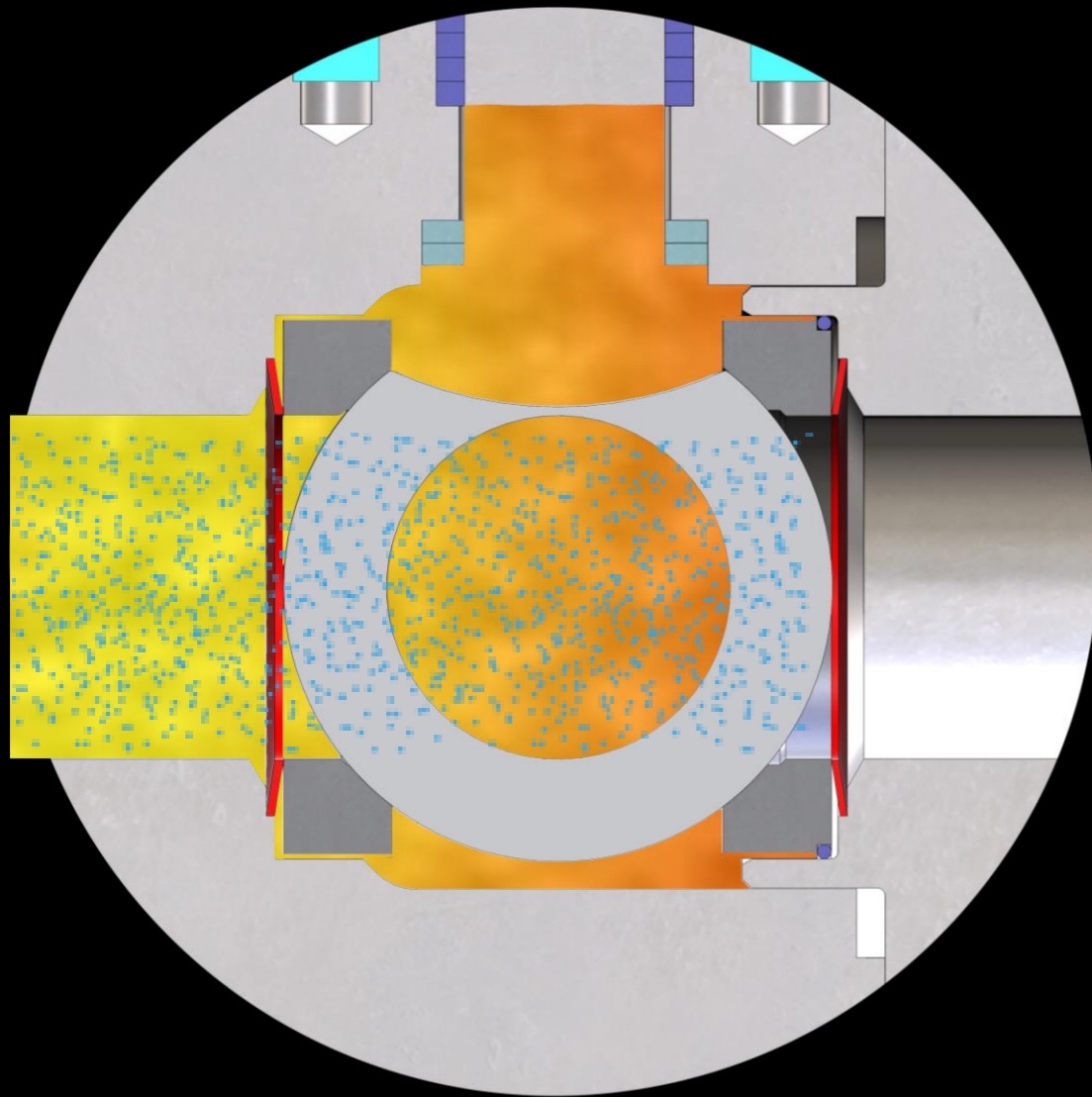


M-CLASS
CUSTOM METAL SEATED

“WHAT CAN I SAY”

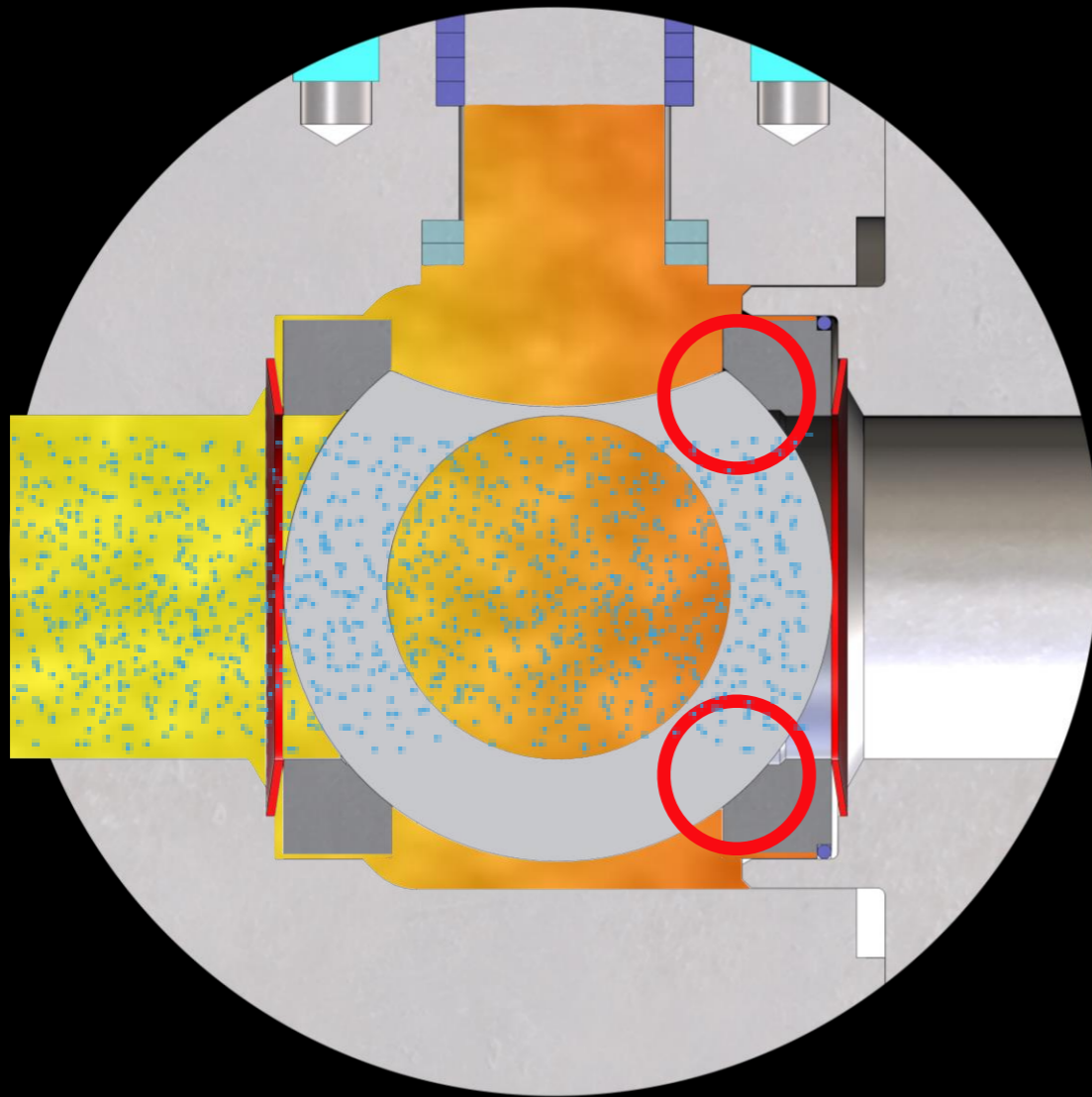
gOSCO
VALVES

COMPETITOR'S VALVE (UNI-DIRECTIONAL SEALING)



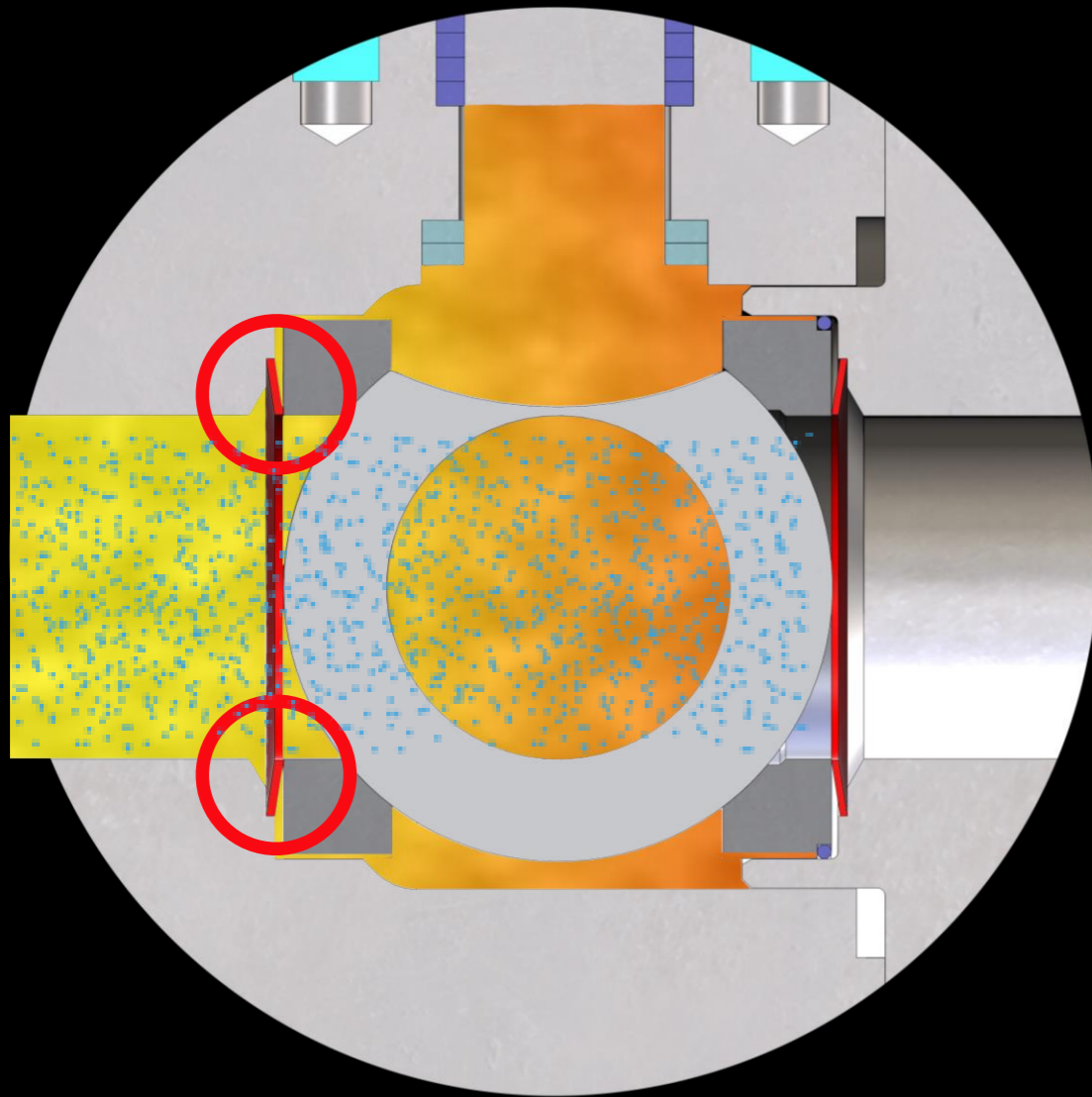
With upstream flow

COMPETITOR'S VALVE (UNI-DIRECTIONAL SEALING)



Seal is created between the downstream seat and ball

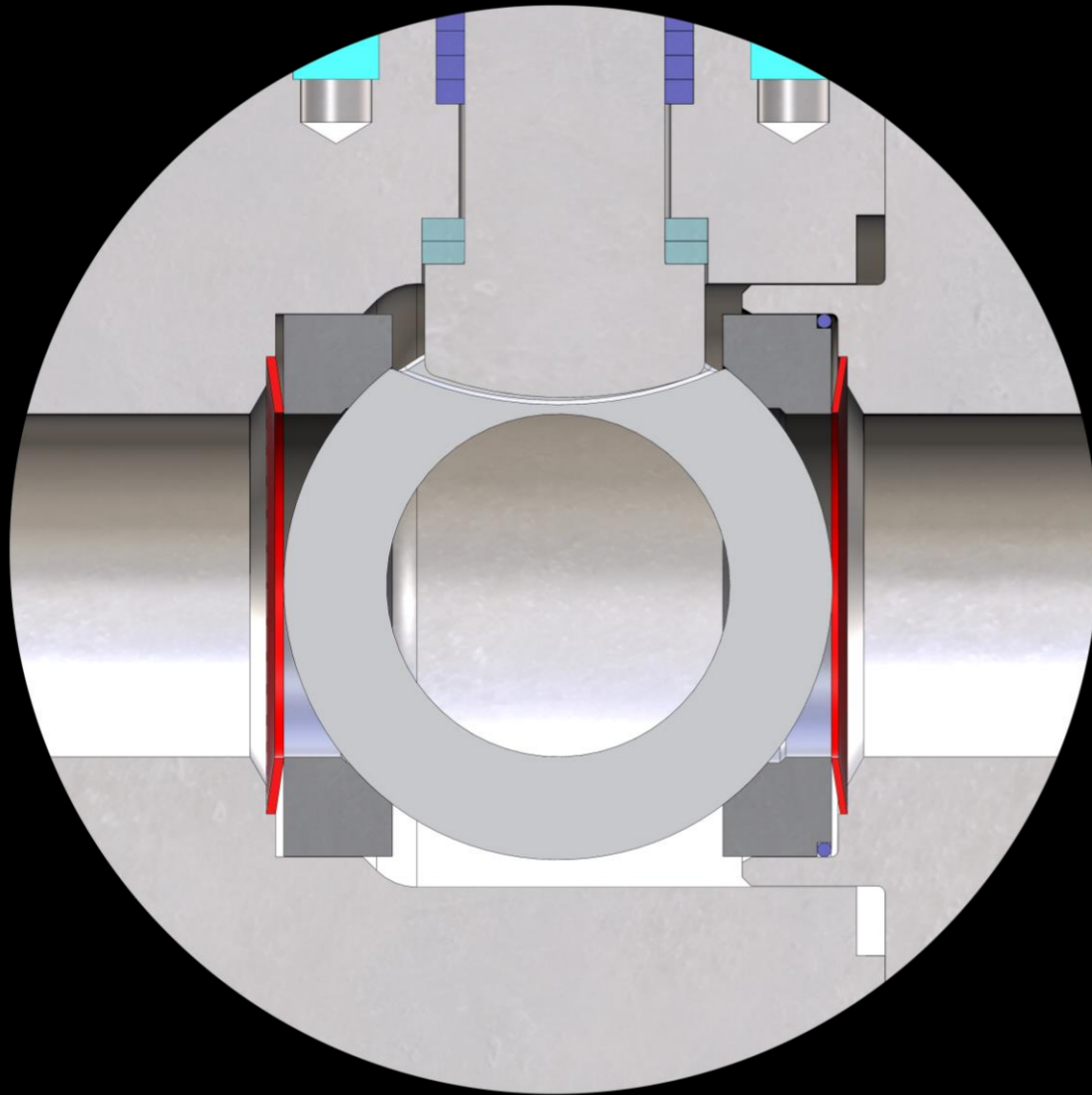
COMPETITOR'S VALVE (UNI-DIRECTIONAL SEALING)



Spring is still exerting force
on the upstream seat

BACK PRESSURE or REVERSE FLOW

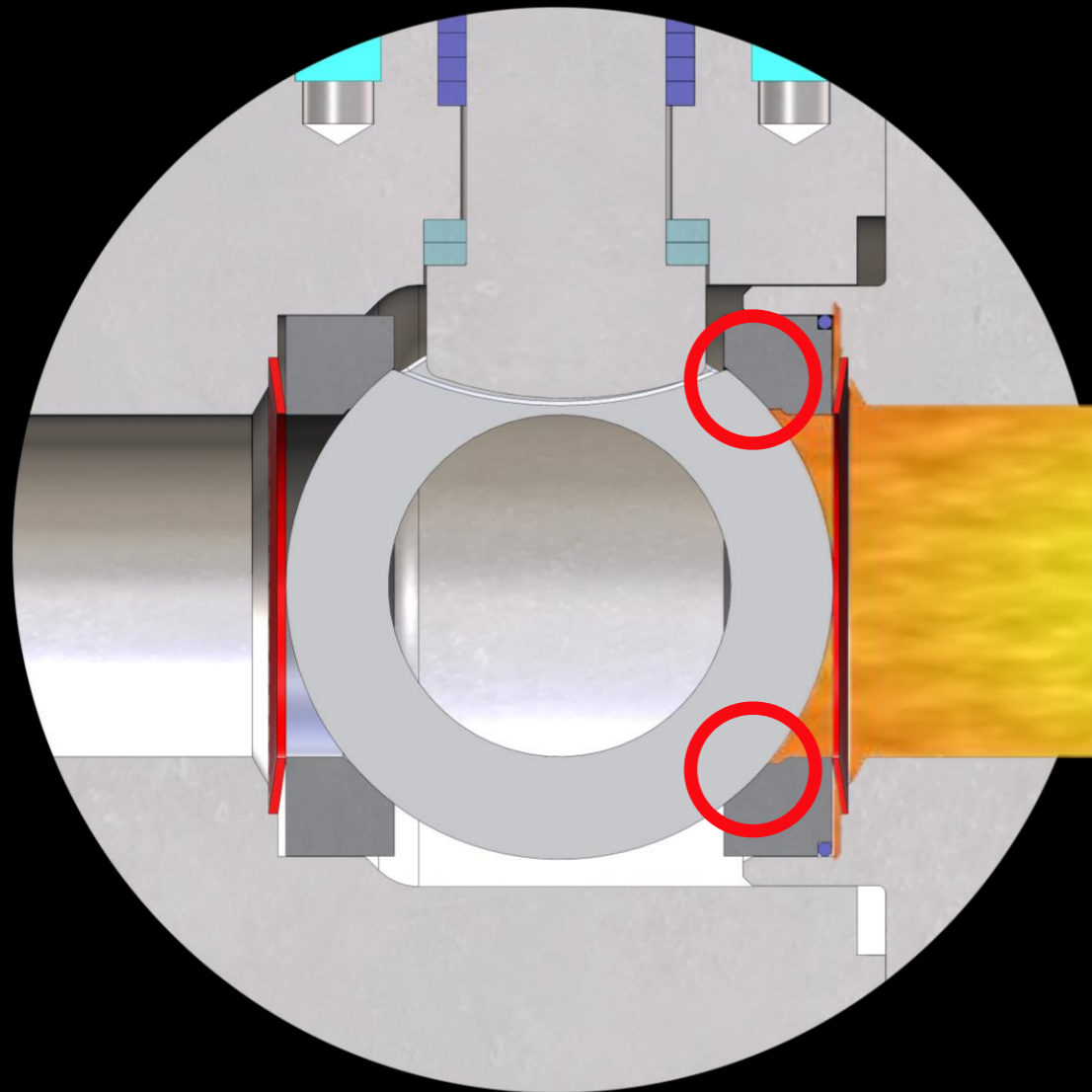
COMPETITOR'S VALVE (UNI-DIRECTIONAL SEALING)



However, with back-pressure
or reverse flow, **the valve fails**

BACK PRESSURE or REVERSE FLOW

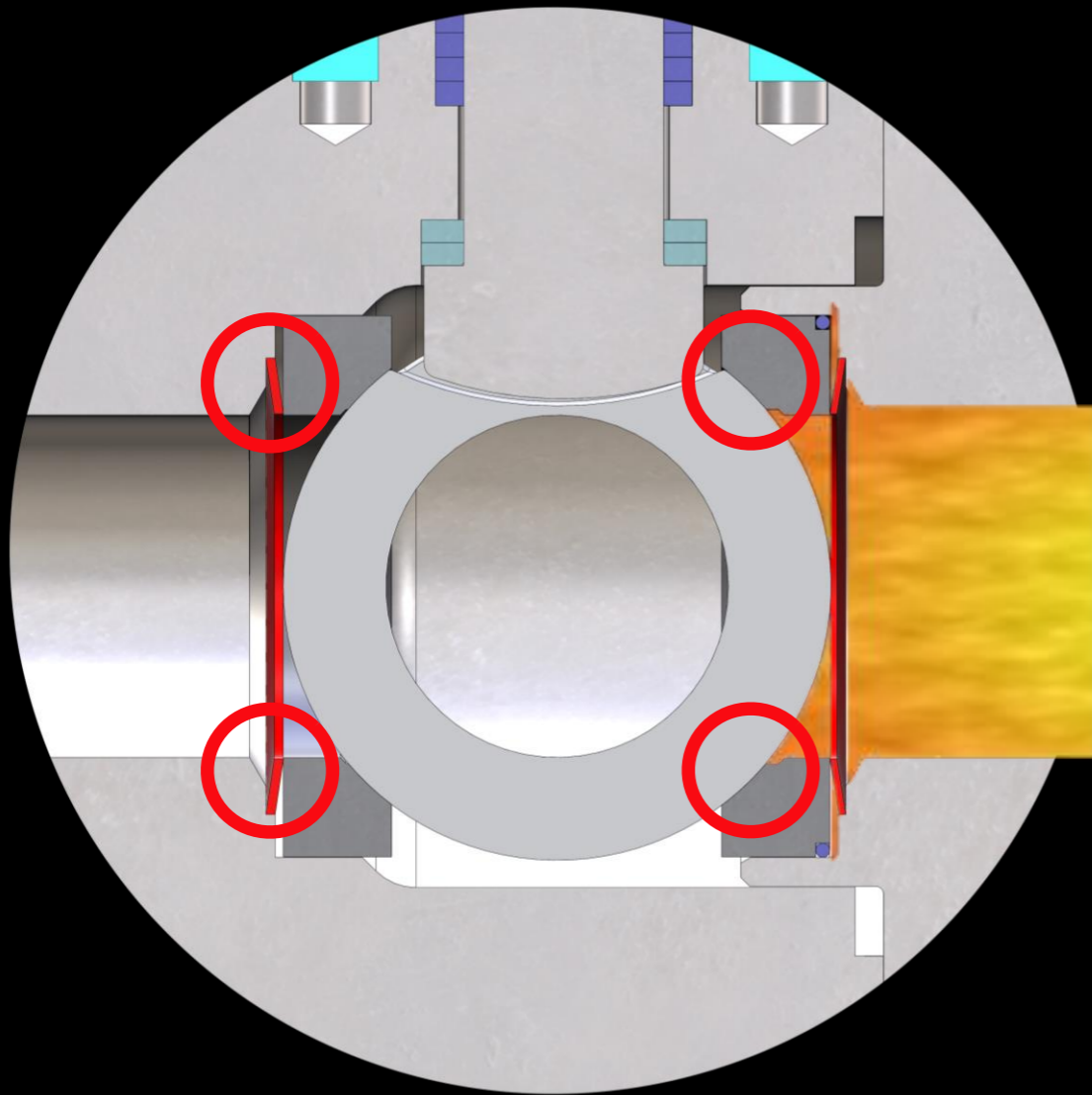
COMPETITOR'S VALVE (UNI-DIRECTIONAL SEALING)



Back-pressure pushes the ball back

BACK PRESSURE or REVERSE FLOW

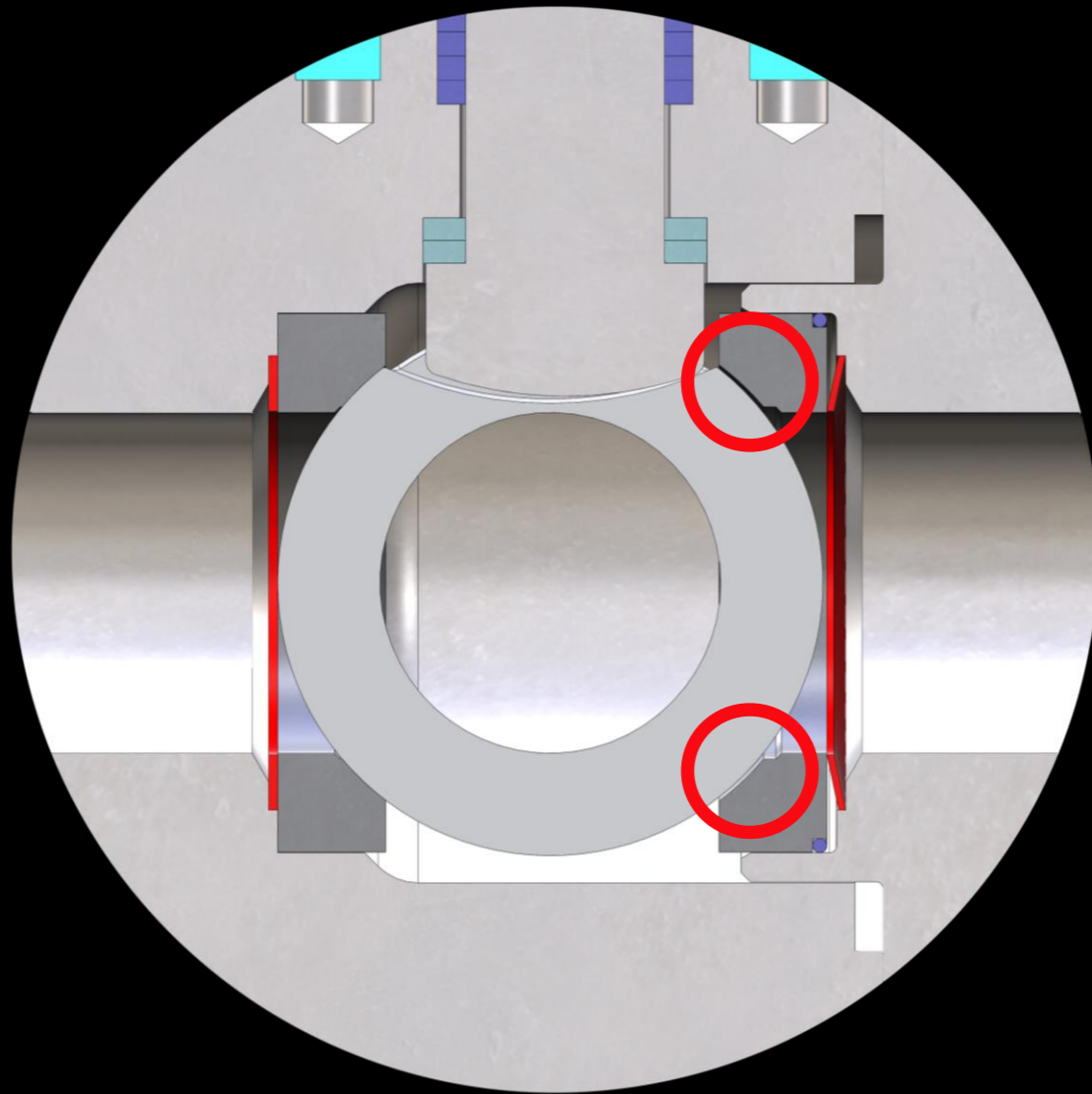
COMPETITOR'S VALVE (UNI-DIRECTIONAL SEALING)



Back-pressure pushes the ball back
and flattens the spring

BACK PRESSURE or REVERSE FLOW

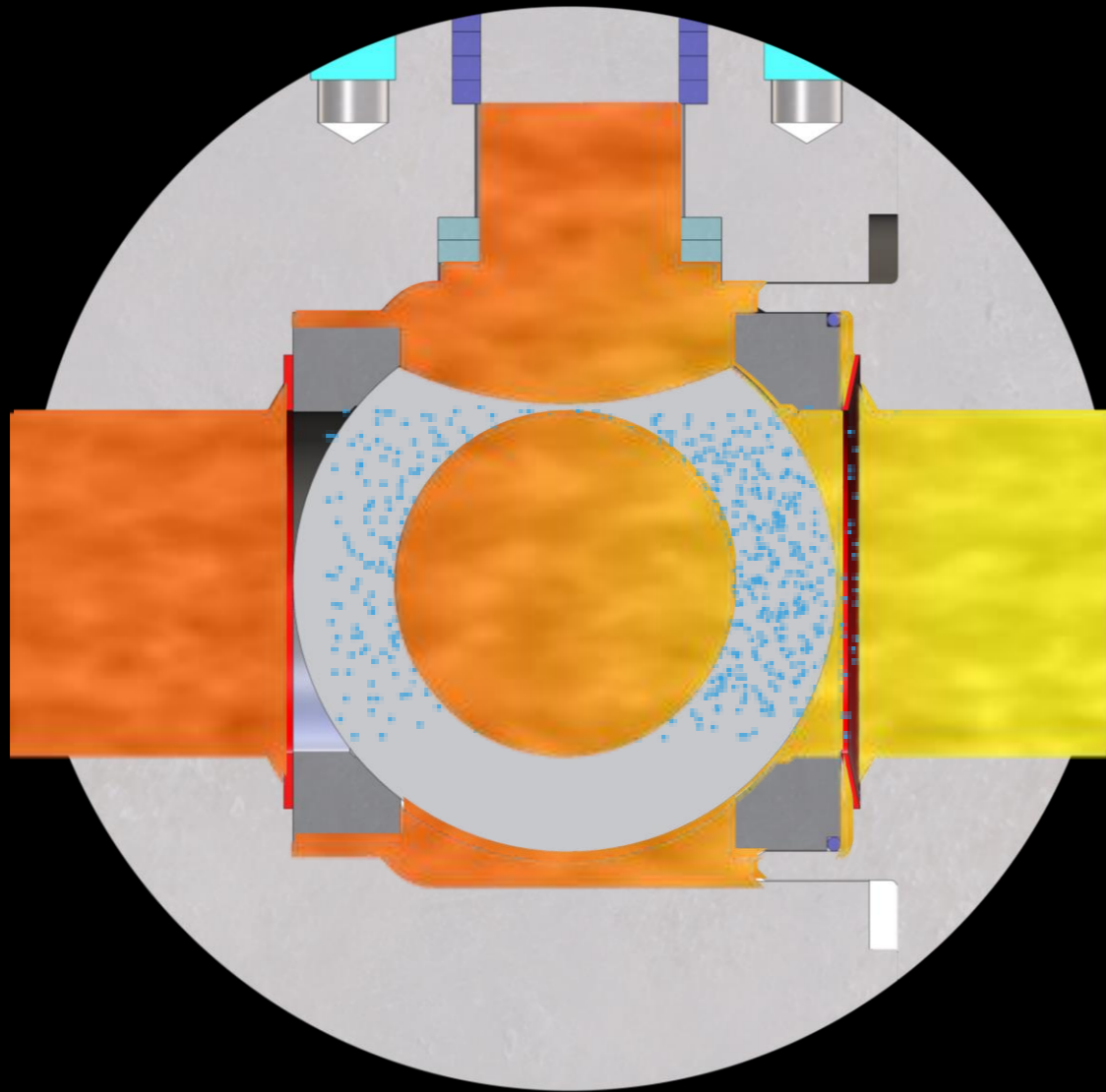
COMPETITOR'S VALVE (UNI-DIRECTIONAL SEALING)



A gap is created between
the ball and seats

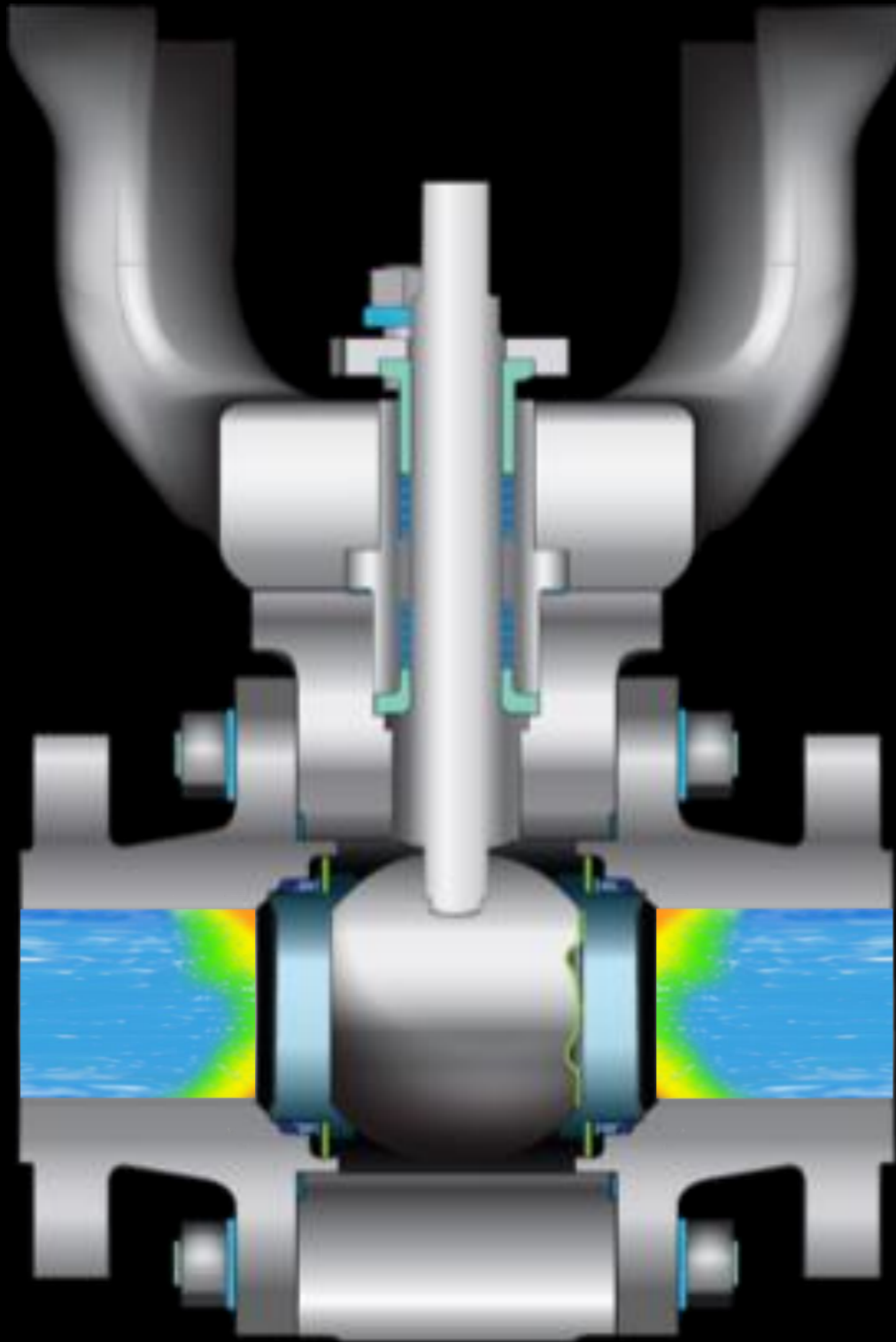
BACK PRESSURE or REVERSE FLOW

COMPETITOR'S VALVE (UNI-DIRECTIONAL SEALING)



Valve leaks past the seats

GOSCO'S VALVE (BI-DIRECTIONAL SEALING)



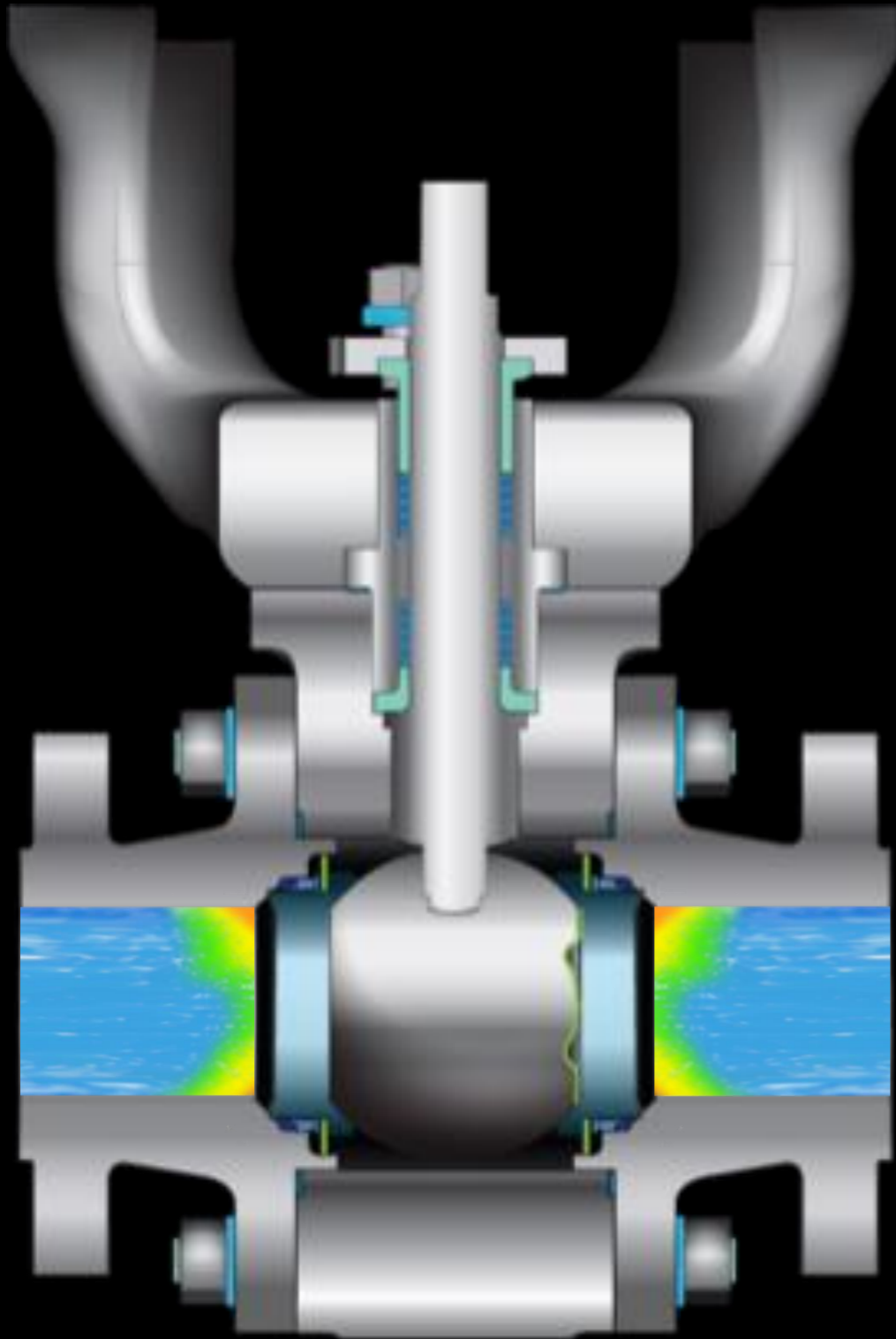
Valve can withstand pressure
from upstream or downstream

M-CLASS
CUSTOM METAL SEATED

“WHAT CAN I SAY?”

gOSCO
VALVES

GOSCO'S VALVE (BI-DIRECTIONAL SEALING)



Valve design is completely symmetrical,
and seals bubble tight in both directions

Seals with full differential pressure
Seals with 1 psi differential pressure

M-CLASS
CUSTOM METAL SEATED

“WHAT CAN I SAY?”

gOSCO
VALVES

M-CLASS CONFIGURATIONS



ON/OFF



VARI-V CONTROL



CRYOGENIC



3-WAY DIVERTER/ 3-WAY



DOUBLE ISOLATION & BLEED



CUSTOM

SATISFIED CUSTOMERS



The miracles of science™



Size & Location: 8" 150# control valves in the Alberta Oil Sands

Description: Used on quenched desand water to desand tank

Process Conditions: Exposure to high level of solids at high velocity
(85°C/185°F, 16 bar/235 psi with a 13 bar/191 psi drop)

Success Story: We were chosen because we could characterize our Vari-V profile to direct the process flow down to the centre of the pipeline. This reduced valve wear and pipeline wear.

ConocoPhillips

Size & Location: 1” to 6” 600# valves in U.S.A., and China

Description: Installed on the lockhopper in refineries on a sorption-based technology that removes sulfur from FCC gasoline with minimal octane loss

Process Conditions: Extremely abrasive application at 538°C/1000°F, 69 bar/1000 psi

Success Story: ConocoPhillips started up their “SZorb” unit in 2005. Mogas valves were installed on every sorbent position. Last year, ConocoPhillips replaced every single Mogas valve with a GOSCO valve



Size & Location: 1000+, 1/2" to 4" 150# valves installed in U.S.A.

Description: Used in various processes in a chemical plant (Kevlar, Mylar etc)

Process Conditions: Mostly ambient temperatures, but extremely corrosive applications ranging from sulphuric acid (Alloy 20 body and trim) to other corrosive applications (chloroform, DMAC, ICL, MPD)

Success Story: To date we have \$2,000,000 worth of valves in their plants and there has never been a failure.



Size & Location: 1000+, 1/2" to 8" valves installed in U.S.A.

Description: Used in highly severe and corrosive polysilicon applications at one of Dow's semiconductor plants

Process Conditions: - 600 psi/41 bar, 510°C/950°F with extremely abrasive particles

Success Story: Dow purchased over a thousand valves from GOSCO because they outlasted all the competition




Size & Location: 50+, 1/2" to 4" valves installed in the U.K.

Description: Our valves are used to control the steam entering in to the stills

Process Conditions: GOSCO valves ensured the steam is at the ideal pressure and temperature for the distillation process

Success Story: Our valves are utilized for their reliability, performance, and equal percentage control range with the ability to fully isolate the steam when the valves are in the closed position



Size & Location: 150+, 2" to 6" valve in the Alberta Oil Sands

Description: Used on raw syngas, asphaltene, steam, methane, nitrogen

Process Conditions: Used in extremely abrasive and corrosive conditions at 364°C/687°F
241 bar/3500 psi

Success Story: Although all of our valves had a higher initial cost, the cost of ownership in 2-3 years was less than half for every valve we installed

Image courtesy of: Suncor



NPS ½ to NPS 16 (DN 15 to DN 400)

-253°C / -423°F to 875°C / 1607°F/

Up to and above Class 4500

Most extreme applications

Different Price Options (“Valves as a Service”)



The Most Extreme Applications Have Met Their Match



M-CLASS
CUSTOM METAL SEATED

