


# Temporary Strainers

Specifically designed for the filtration of debris, and for the protection of fluid and gas handling equipment during commissioning and start up periods.

The strainers are easily installed between flanges without any modification to the surrounding pipework and without the need for special spool pieces. With their robust design these strainers are constructed to work at high differential pressures. Temporary strainers are clearly seen to be in position by virtue of its signal arm, elongated for easy identification. The flow passes from inside to out, collecting debris in the cage facilitating removal.

If required, strainers can be manufactured for reverse flow or to suit customer specifications.



## STANDARD FEATURES

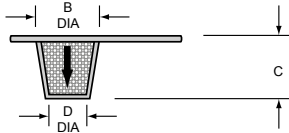
- Sizes range from 1" up to 48" and are suitable for bolting between ASME B16.5 Class 150, 300, 600 B.S10 and DIN standards for flat and raised face flanges
- Normal construction is mild steel sheets to BS 1449 and stainless steel BS 970, but Monel and other materials are available on request
- An elongated signal arm is provided to give easy indication of the strainer's location. Perforated strainers are available in a range of perforation sizes with 2 mm diameter perforations as standard
- Also available for ring joint or tongued and grooved type flanges

For finer filtration stainless steel woven wire gauze to BS 970 is supplied spotwelded to the internal surface of the strainer, which ensures that they are completely supported. Mesh lining is available from 20 mesh (0.037" aperture) up to 80 mesh (0.007"). If even finer degrees of filtration are required, inserts can be supplied in sizes down to 300 mesh (0.002" aperture)

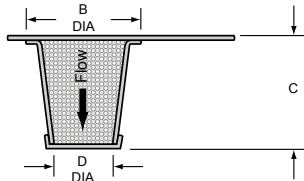
## DIMENSIONS

PIPE BORE	A		B	C	D	E	TYPE
	ASME 150 & 300	ASME 600	MM	MM	MM	MM	
1 ½	79	89	32	51	19	105	1
2	98	105	44	64	32	121	1
2 ½	117	124	57	76	38	127	1
3	130	143	70	76	51	178	1
4	168	187	86	127	63	178	2
5	190	235	117	140	83	190	2
6	216	260	140	152	102	203	2
8	273	314	181	152	102	235	3
10	333	394	229	254	143	286	3
12	403	451	276	254	152	324	3
14	444	486	321	406	178	343	3
16	508	559	368	406	203	368	3
18	543	606	416	406	229	400	3
20	600	676	467	559	254	432	3
24	711	759	565	559	305	470	3
30	914	991	711	762	381	559	3
36	1010	1130	870	915	457	635	3
42	1181	1283	1029	1219	533	711	3
48	1460	1499	1181	1219	610	787	3

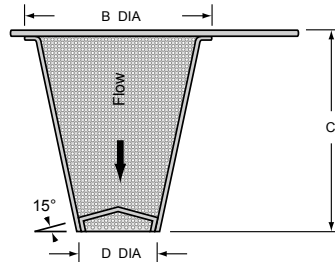
Type 1  
to suit 1½" – 3" pipe bores



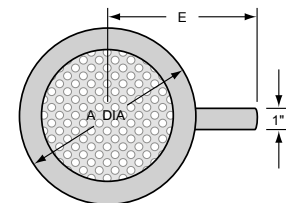
Type 2  
to suit 4" – 6" pipe bores



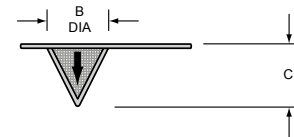
Type 3  
to suit pipe bores 8" and upwards



Top Ring: 14 SWG (all types)  
Basket: 16 SWG (all types)



Low Cost  
to suit pipe bores 1½" and upwards



**SPX**

SPX Flow Technology

Hambridge Road, Newbury, Berkshire, RG14 5TR, UNITED KINGDOM

T: +44 (0) 1635 263915 F: +44 (0) 1635 36006 E: [airpel@spx.com](mailto:airpel@spx.com)

For more information about our worldwide locations, approvals, certifications, and local representatives, please visit [www.spx.com](http://www.spx.com) and [www.airpelfilters.com](http://www.airpelfilters.com).

SPX Corporation reserves the right to incorporate our latest design and material changes without notice or obligation. Design features, materials of construction and dimensional data, as described in this bulletin, are provided for your information only and should not be relied upon unless confirmed in writing.

ISSUED 05/2012 A150-EN

COPYRIGHT © 2012 SPX Corporation