



Sanitary, Low-Flow Cleaning that meet 3-A standards

Alfa Laval TJ SaniMagnum SB/3-A Rotary Spray Head

Application

The Alfa Laval Toftejorg SaniMagnum SB Rotary Spray Head is designed with respect to Self-Cleaning, Self-Draining and Inspectability. Its novel patented One-clip assembly offers easy installation, disassembly and inspection without compromising cleanability and drainability. The Toftejorg SaniMagnum SB is an efficient replacement for the traditional Static Spray Ball as it offers liquid impact on the entire tank wall that lies within the spray pattern – a 270°U or a 360° pattern; both at a lower flow rate at equally low pressure.

Working principle

The flow of cleaning media causes the head of the Toftejorg SaniMagnum SB to rotate on a liquid film (Slide Bearing), with fans of water laid out in a swirling pattern on the entire perimeter within the spray pattern. This generates a vibrating impact in the impact zone and a dynamic cascading flow that covers all internal surfaces of the tank, vessel or reactor. The Self-Cleaning feature is due to the unique design that includes cleaning of the down pipe.



TECHNICAL DATA

Lubricant: Lubrication by rinse/cleaning fluid
 Wetting radius: Max. 4.5 m
 Impact cleaning radius: Max. 2.4 m
 Steam or gas (air): Not supported – contact AL

Pressure

Working pressure: 1-3 bar
 Recommended pressure: 2 bar

Spray Pattern



360°



270° up

Standard Design

The Toftejorg SaniMagnum SB can be supplied with 3.1 Certificates for metallic parts and 3-A Conformity* on its plastic part.

*Implies that the material complies with FDA 21CFR.

Sizing/selection and installation drawing are available. Contact Alfa Laval for recommendations.

Certificates

2.2 Material Certificate and EHEDG and 3-A
 As add-on: 3.1 Material Certificate and ATEX.

PHYSICAL DATA

Materials

Metalic parts: 316L
 Non-metallic parts: PEEK 450G
 Surface finish: Ra 0.8 µm

Temperature

Max. working temperature: 95°C
 Max. ambient temperature: 150°C

Weight: 0.4 kg

Connections

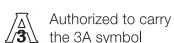
Clip-on: 1½" BPE US, 1½" ISO 2037
 Weld-on: 2" BPE US*

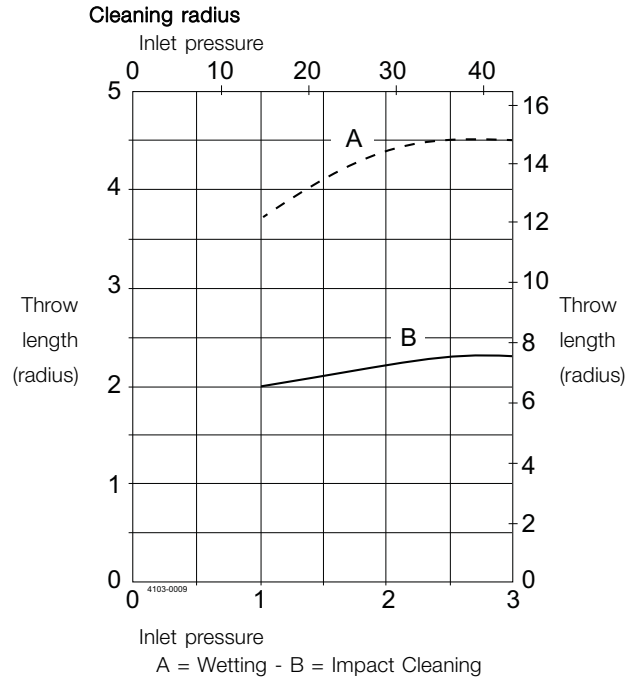
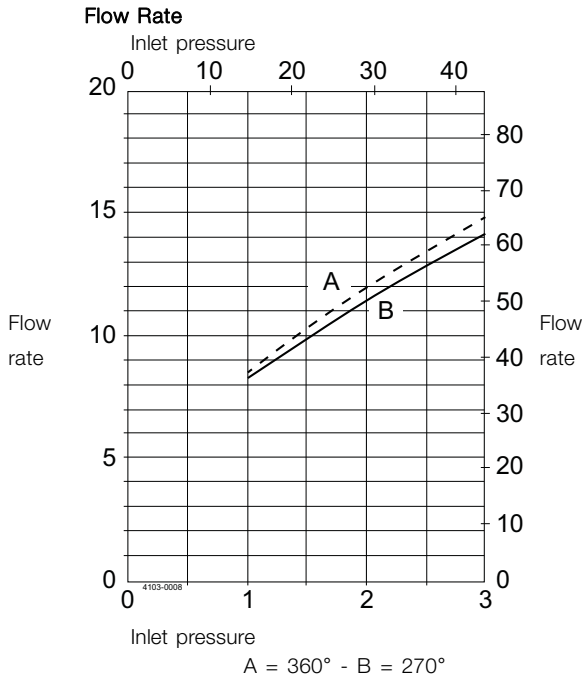
Clip

Easy-on/off clip (ø4.0 mm)

Clip needed for both clip-on and weld-on versions to assemble the machine.

Recommended tank size: 23-68 m³

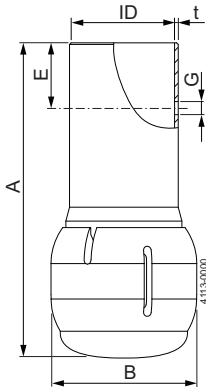




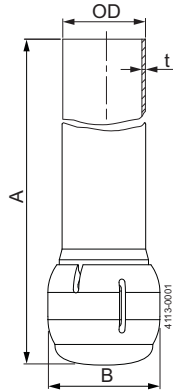
For Clip-on models, the flow rate is increased by approx. 1.5 m³/h.

Note: The inlet pressure has been taken immediately before the inlet to the machine. In order to achieve the performance indicated on the curves, the pressure drop in the supply lines between pump and machine must be taken in consideration and the water temperature during testing was approx. 20°C.

Clip-on



Weld-on



Dimensions (mm)

Type	A	B	E	G	ID	OD	t	Clip
Clip-on	118.3	54.7	25.4	ø4.1	ø 38.4			ø4.0
Weld-on**	138.9	54.7				ø38.1	1.2	

** Weld-on version only meets the requirements of the 3-A Sanitary Standard 78-01 if installed according to the user manual.

Alfa Laval reserves the right to change specifications without prior notification. ALFA LAVAL is a trademark registered and owned by Alfa Laval Corporate AB.

ESE02216EN 1507

© Alfa Laval

How to contact Alfa Laval

Contact details for all countries are continually updated on our website. Please visit www.alfalaval.com to access the information direct.