



12500 South Pulaski Road
 Alsip, Illinois USA 60803
 Tel 708 389-2500 Fax 708 388-0869
 email: tuthillpump@tuthill.com
 www.tuthill.com

Tuthill Pump Group
 12500 South Pulaski Road
 Alsip, Illinois 60803
 USA
 Phone: 708-389-2500
 Fax: 708-388-0869
 tuthillpump@tuthill.com
 www.tuthillpump.com

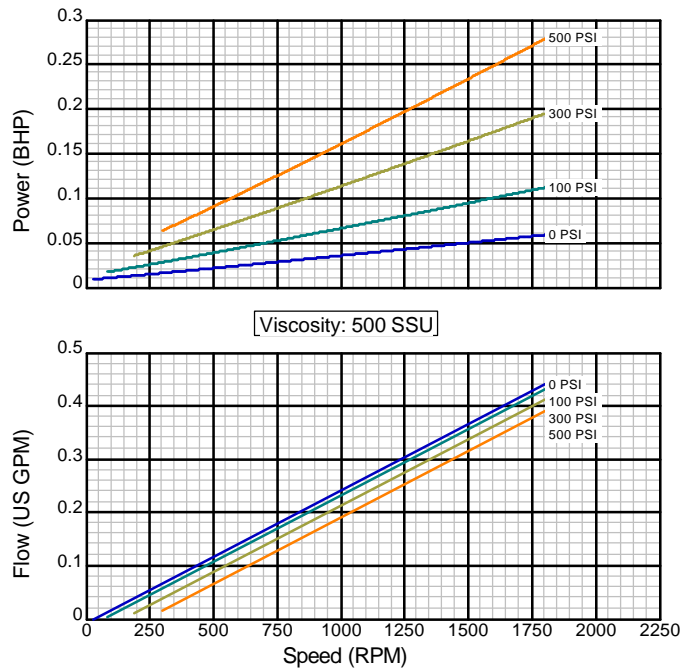
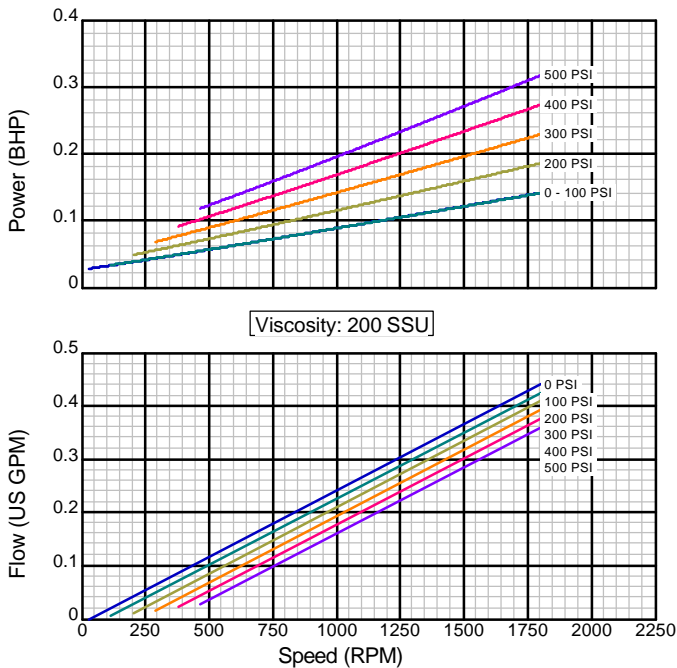
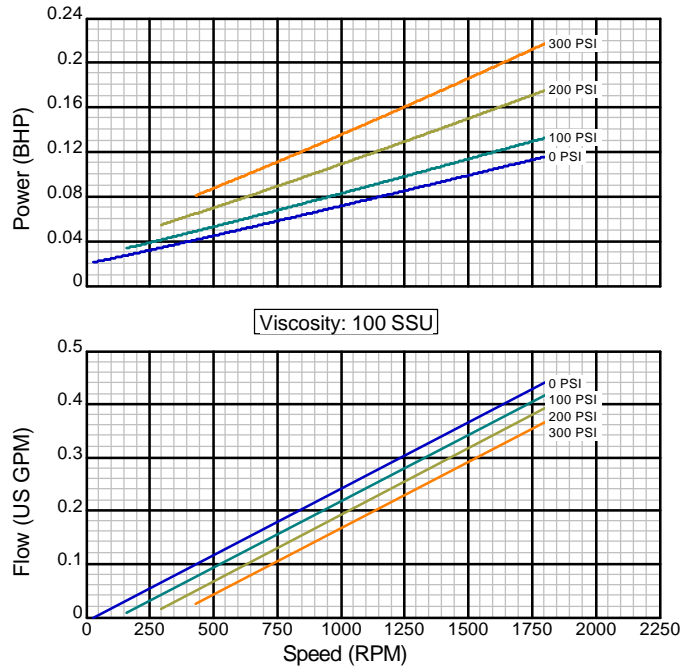
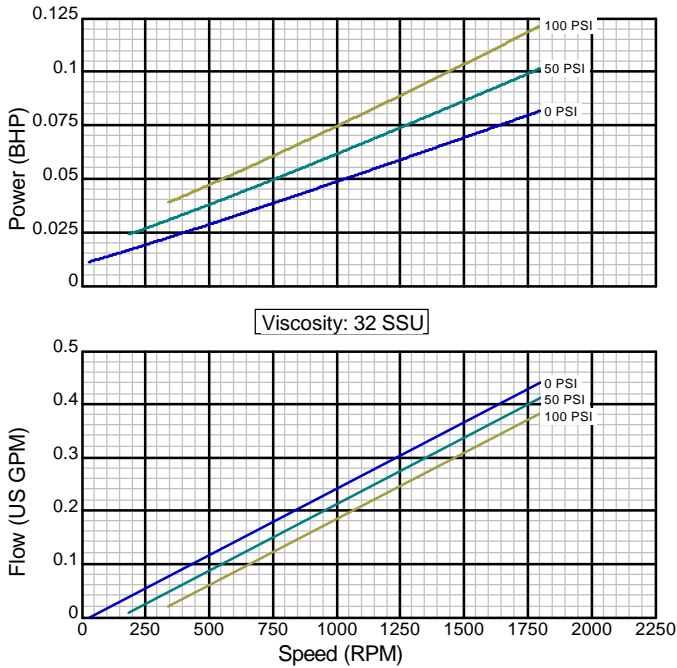
Performance Data For L/C Series Pump

Model 30L

Iron Construction

Standard Clearance

3/8" Std. Port Size



There are many additional factors to consider when selecting a pump, including (but not limited to) suction conditions, temperature limitations and material compatibilities. Curve data is typical only, actual performance may vary. Consult the factory or an authorized Tuthill Pump Group representative for assistance.

Version 2.0.beta.0
 Created on
 November 30, 2000



12500 South Pulaski Road
 Alsip, Illinois USA 60803
 Tel 708 389-2500 Fax 708 388-0869
 email: tuthillpump@tuthill.com
 www.tuthill.com

Tuthill Pump Group
 12500 South Pulaski Road
 Alsip, Illinois 60803
 USA
 Phone: 708-389-2500
 Fax: 708-388-0869
 tuthillpump@tuthill.com
 www.tuthillpump.com

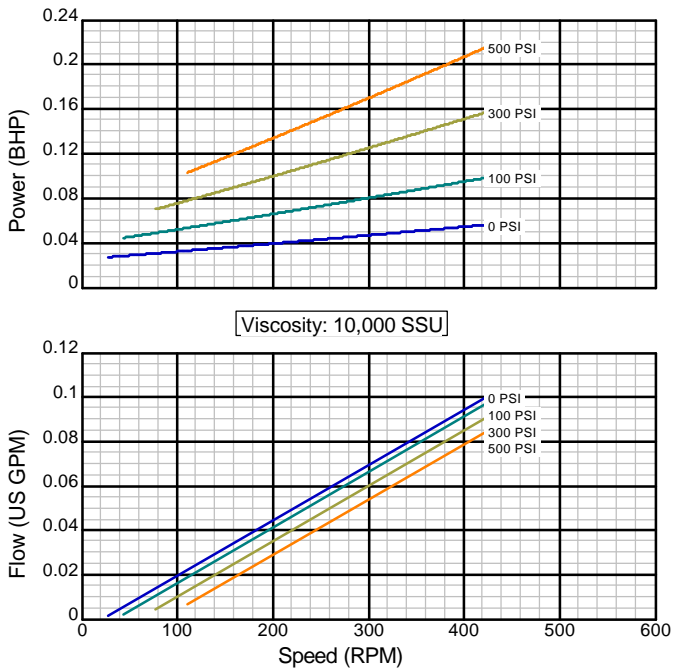
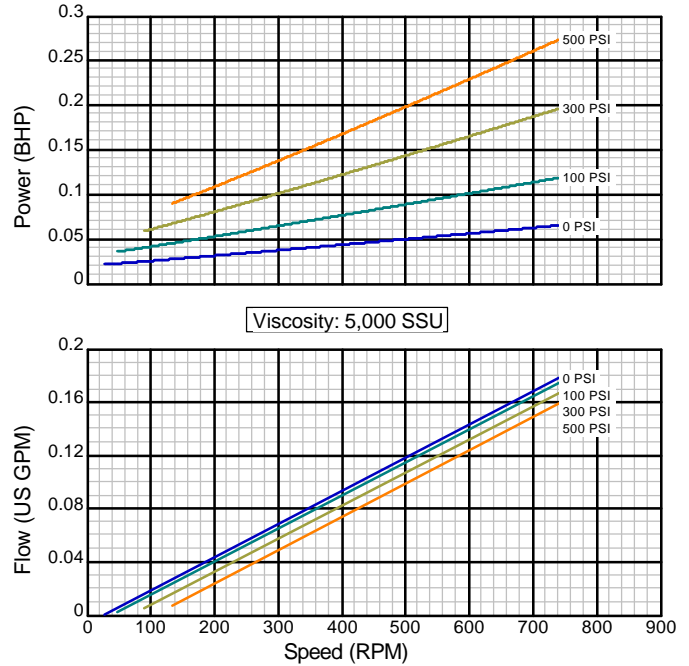
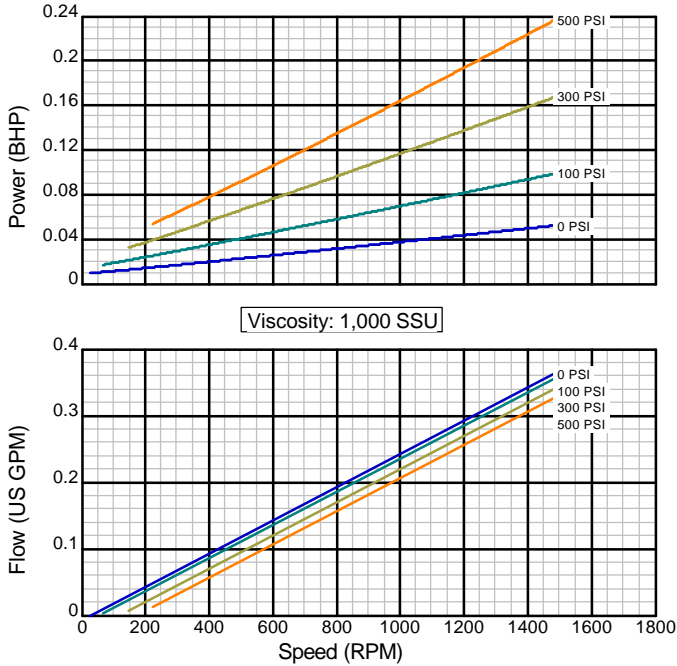
Performance Data For L/C Series Pump

Model 30L

Iron Construction

Standard Clearance

3/8" Std. Port Size



There are many additional factors to consider when selecting a pump, including (but not limited to) suction conditions, temperature limitations and material compatibilities. Curve data is typical only, actual performance may vary. Consult the factory or an authorized Tuthill Pump Group representative for assistance.

Version 2.0.beta.0
 Created on
 November 30, 2000



12500 South Pulaski Road
 Alsip, Illinois USA 60803
 Tel 708 389-2500 Fax 708 388-0869
 email: tuthillpump@tuthill.com
 www.tuthill.com

Tuthill Pump Group
 12500 South Pulaski Road
 Alsip, Illinois 60803
 USA
 Phone: 708-389-2500
 Fax: 708-388-0869
 tuthillpump@tuthill.com
 www.tuthillpump.com

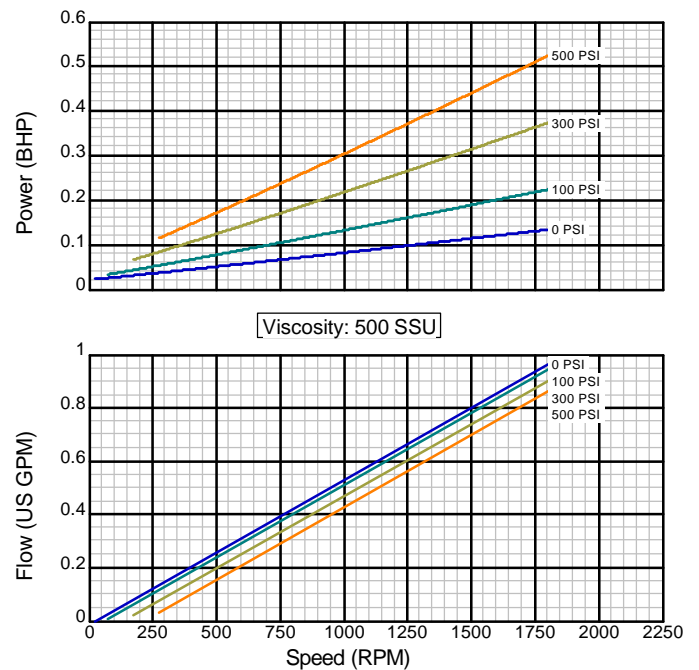
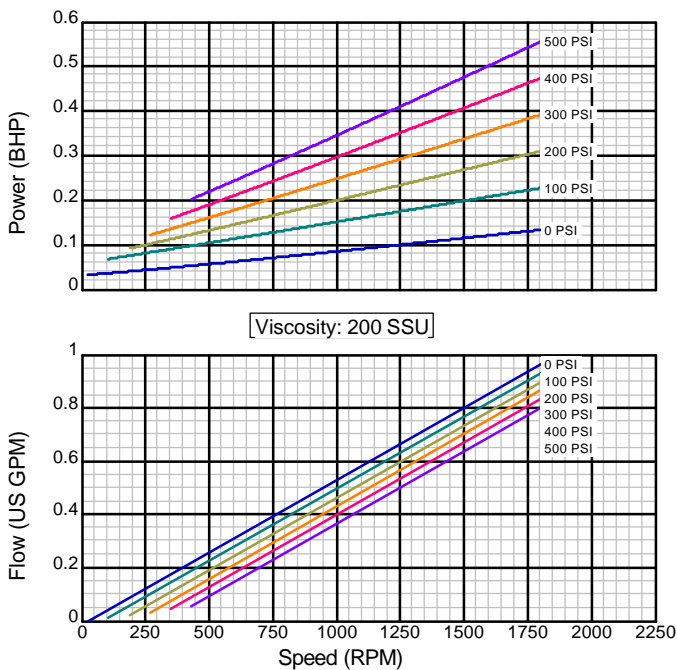
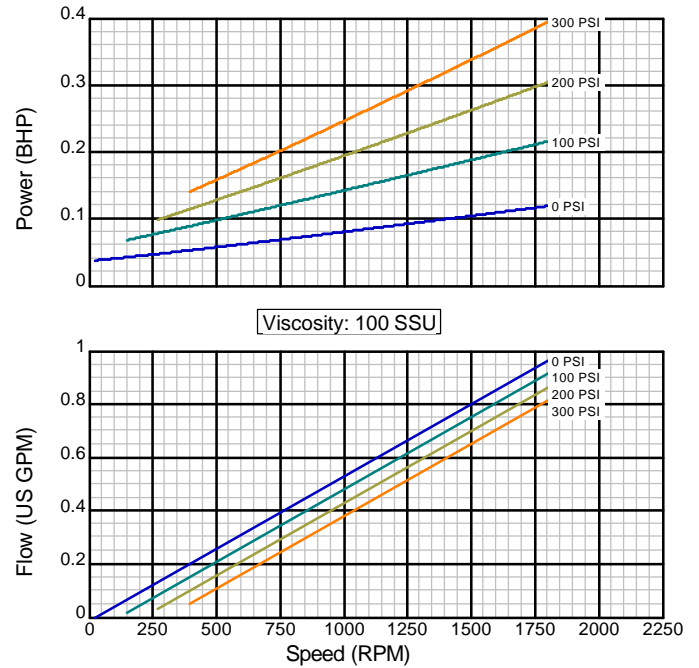
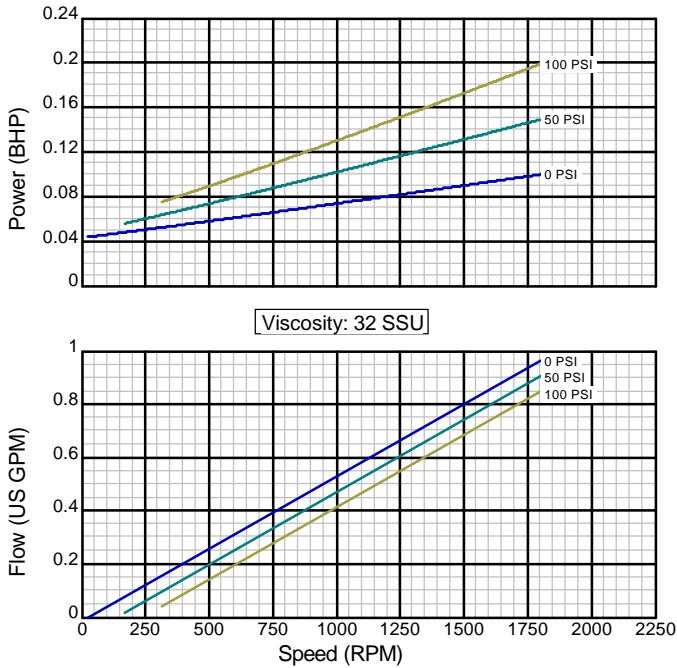
Performance Data For L/C Series Pump

Model 00L

Iron Construction

Standard Clearance

1/2" Std. Port Size



There are many additional factors to consider when selecting a pump, including (but not limited to) suction conditions, temperature limitations and material compatibilities. Curve data is typical only, actual performance may vary. Consult the factory or an authorized Tuthill Pump Group representative for assistance.

Version 2.0.beta.0

Created on November 30, 2000



12500 South Pulaski Road
 Alsip, Illinois USA 60803
 Tel 708 389-2500 Fax 708 388-0869
 email: tuthillpump@tuthill.com
 www.tuthill.com

Tuthill Pump Group
 12500 South Pulaski Road
 Alsip, Illinois 60803
 USA
 Phone: 708-389-2500
 Fax: 708-388-0869
 tuthillpump@tuthill.com
 www.tuthillpump.com

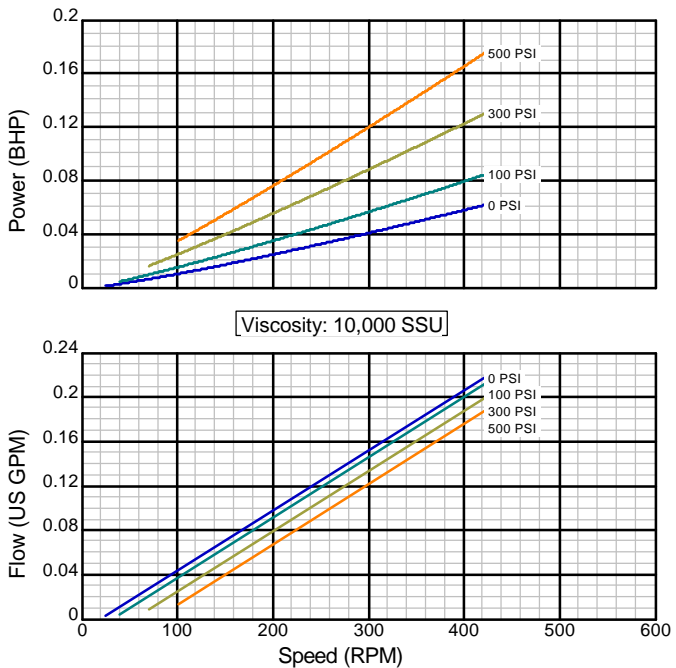
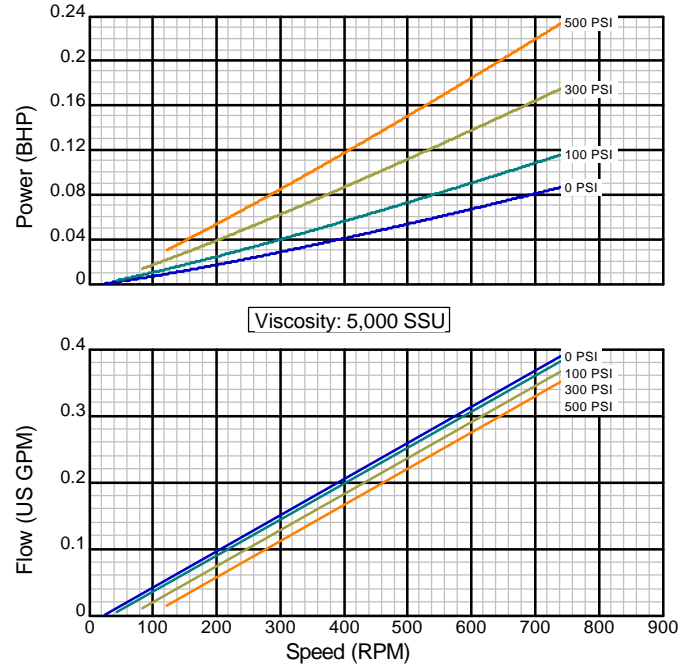
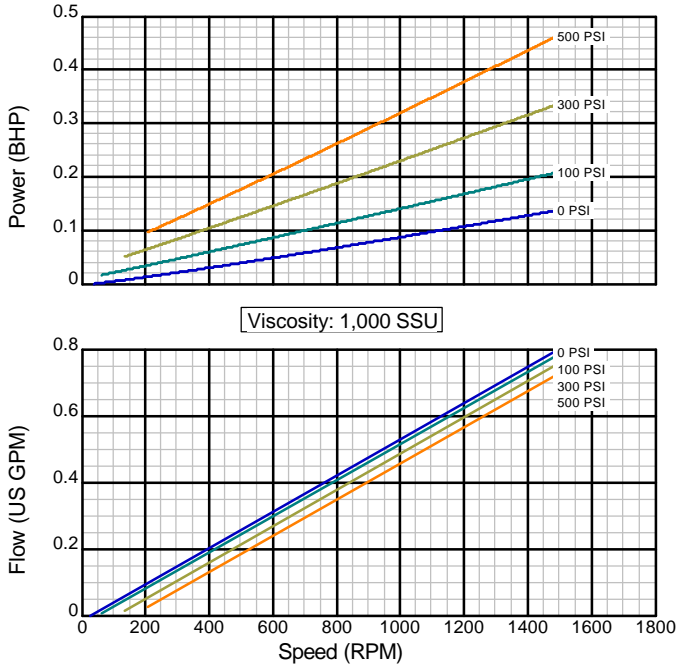
Performance Data For L/C Series Pump

Model 00L

Iron Construction

Standard Clearance

1/2" Std. Port Size



There are many additional factors to consider when selecting a pump, including (but not limited to) suction conditions, temperature limitations and material compatibilities. Curve data is typical only, actual performance may vary. Consult the factory or an authorized Tuthill Pump Group representative for assistance.

Version 2.0.beta.0
 Created on
 November 30, 2000



12500 South Pulaski Road
 Alsip, Illinois USA 60803
 Tel 708 389-2500 Fax 708 388-0869
 email: tuthillpump@tuthill.com
 www.tuthill.com

Tuthill Pump Group
 12500 South Pulaski Road
 Alsip, Illinois 60803
 USA
 Phone: 708-389-2500
 Fax: 708-388-0869
 tuthillpump@tuthill.com
 www.tuthillpump.com

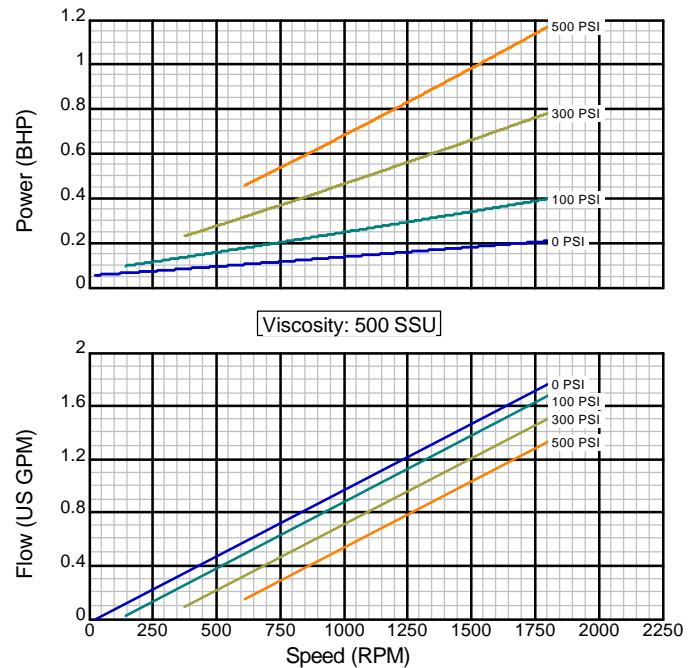
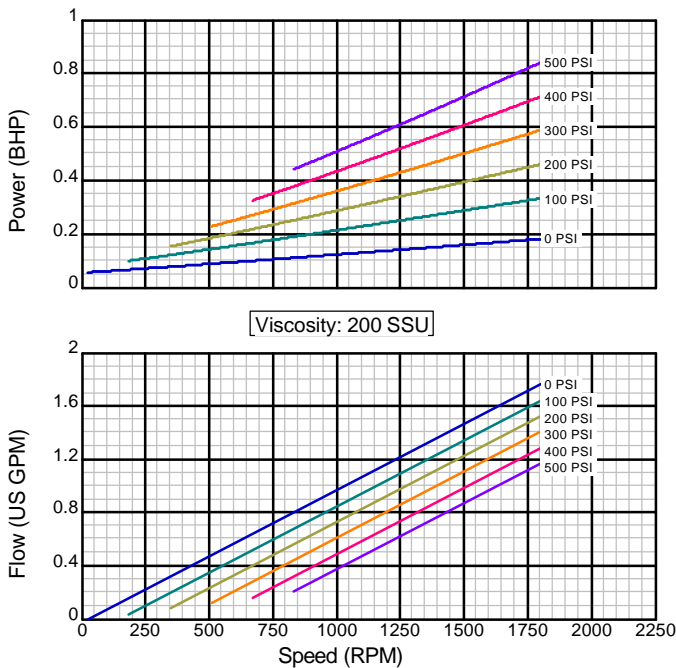
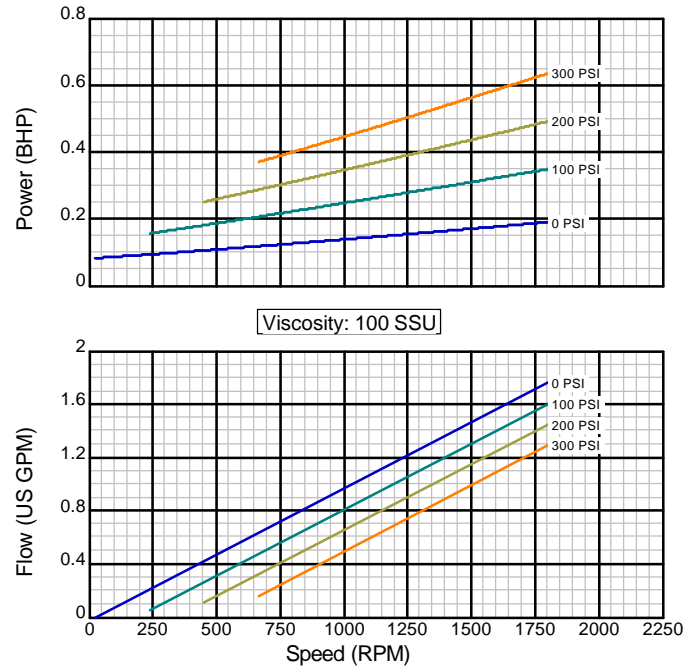
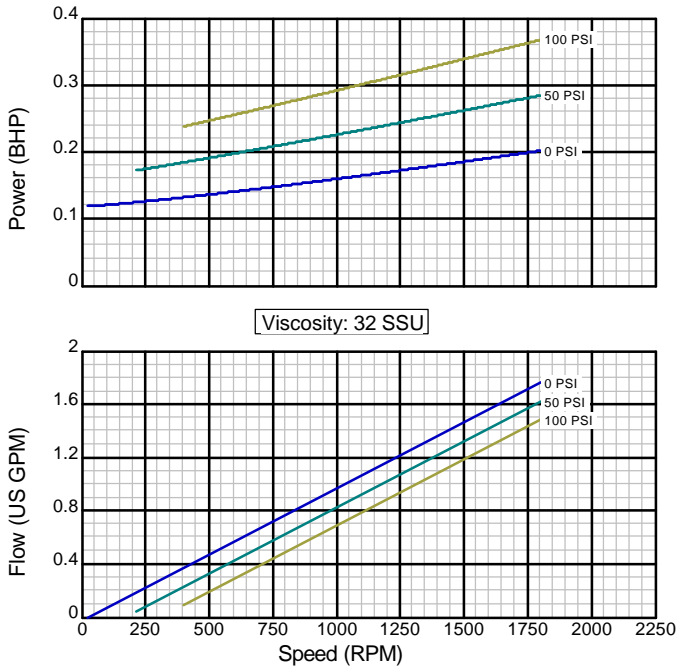
Performance Data For L/C Series Pump

Model 0L

Iron Construction

Standard Clearance

1/2" Std. Port Size



There are many additional factors to consider when selecting a pump, including (but not limited to) suction conditions, temperature limitations and material compatibilities. Curve data is typical only, actual performance may vary. Consult the factory or an authorized Tuthill Pump Group representative for assistance.

Version 2.0.beta.0

Created on November 30, 2000



12500 South Pulaski Road
 Alsip, Illinois USA 60803
 Tel 708 389-2500 Fax 708 388-0869
 email: tuthillpump@tuthill.com
 www.tuthill.com

Tuthill Pump Group
 12500 South Pulaski Road
 Alsip, Illinois 60803
 USA
 Phone: 708-389-2500
 Fax: 708-388-0869
 tuthillpump@tuthill.com
 www.tuthillpump.com

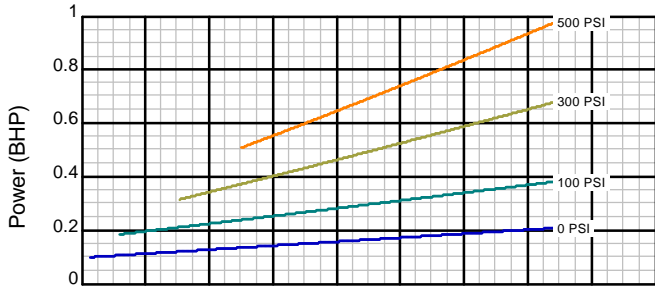
Performance Data For L/C Series Pump

Model 0L

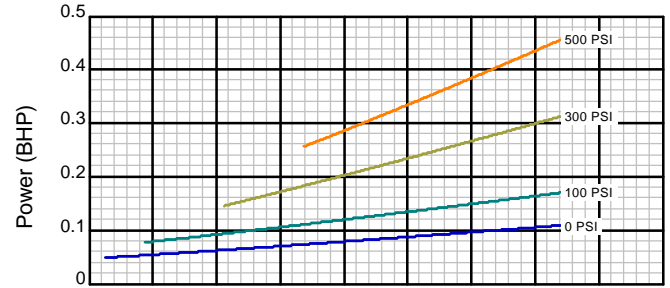
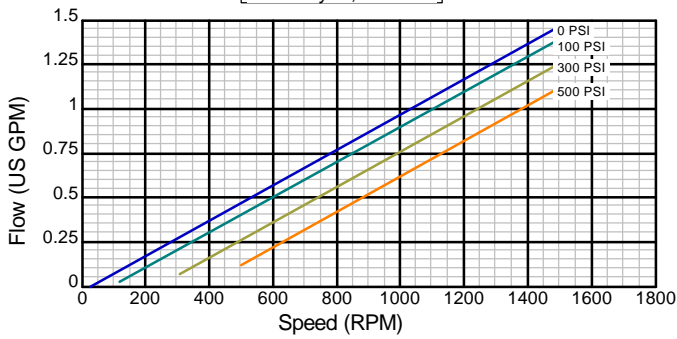
Iron Construction

Standard Clearance

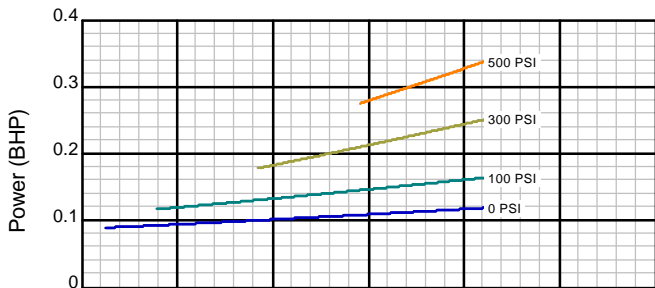
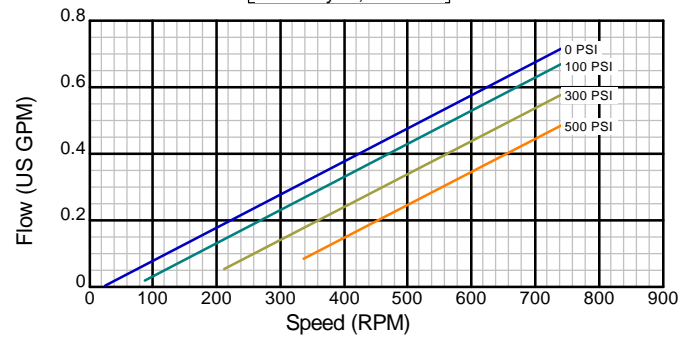
1/2" Std. Port Size



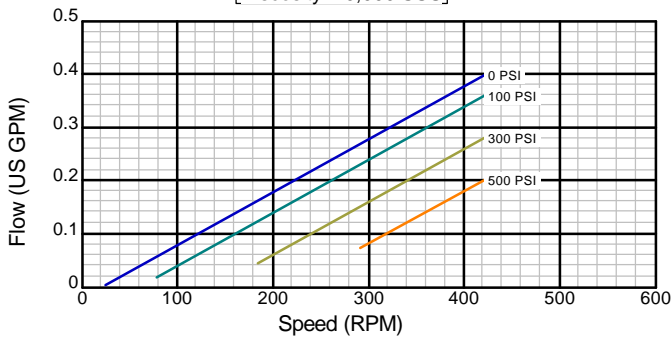
Viscosity: 1,000 SSU



Viscosity: 5,000 SSU



Viscosity: 10,000 SSU



There are many additional factors to consider when selecting a pump, including (but not limited to) suction conditions, temperature limitations and material compatibilities. Curve data is typical only, actual performance may vary. Consult the factory or an authorized Tuthill Pump Group representative for assistance.

Version 2.0.beta.0

Created on
 November 30, 2000



12500 South Pulaski Road
 Alsip, Illinois USA 60803
 Tel 708 389-2500 Fax 708 388-0869
 email: tuthillpump@tuthill.com
 www.tuthill.com

Tuthill Pump Group
 12500 South Pulaski Road
 Alsip, Illinois 60803
 USA
 Phone: 708-389-2500
 Fax: 708-388-0869
 tuthillpump@tuthill.com
 www.tuthillpump.com

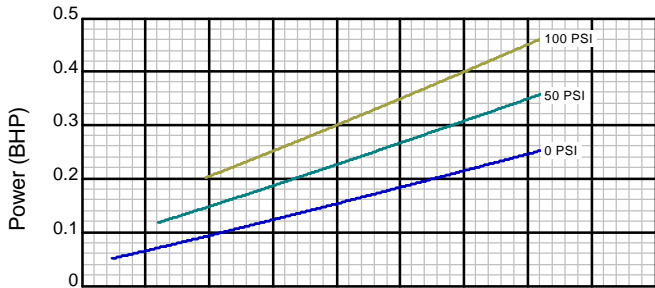
Performance Data For L/C Series Pump

Model 1L

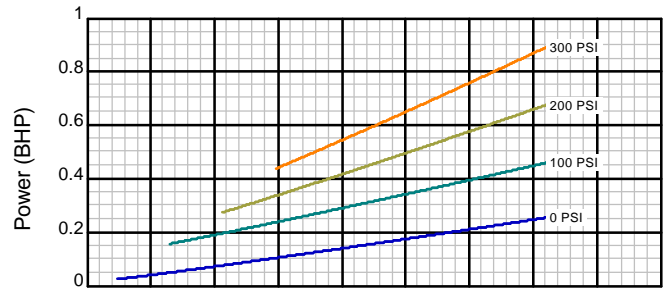
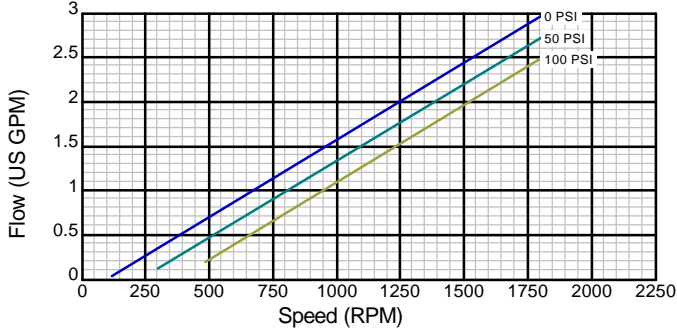
Iron Construction

Standard Clearance

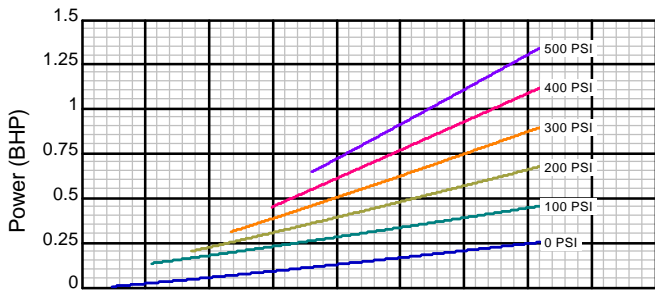
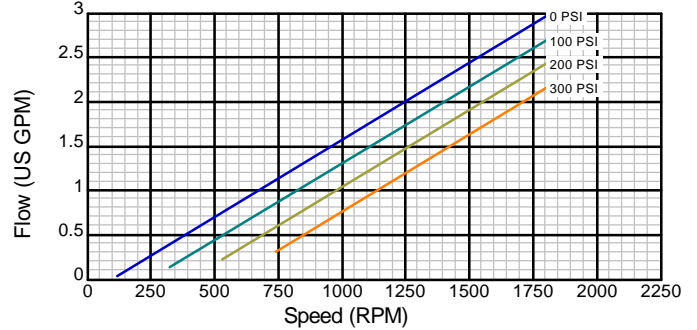
1/2" Std. Port Size



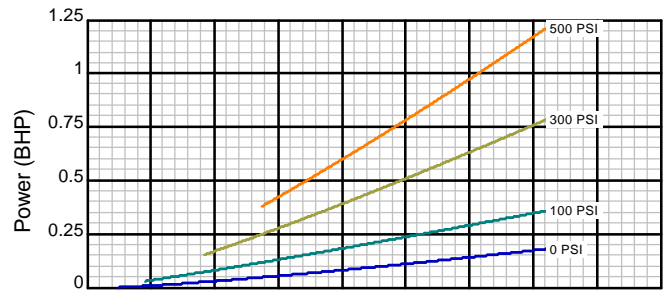
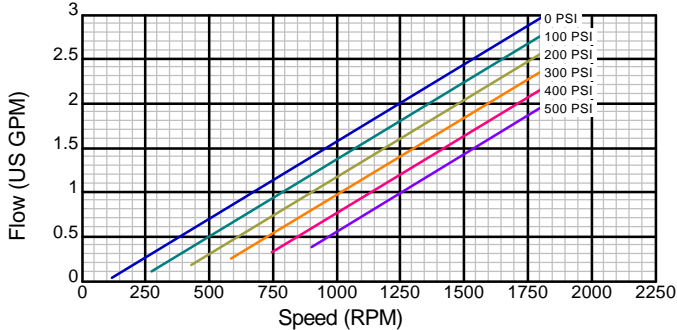
[Viscosity: 32 SSU]



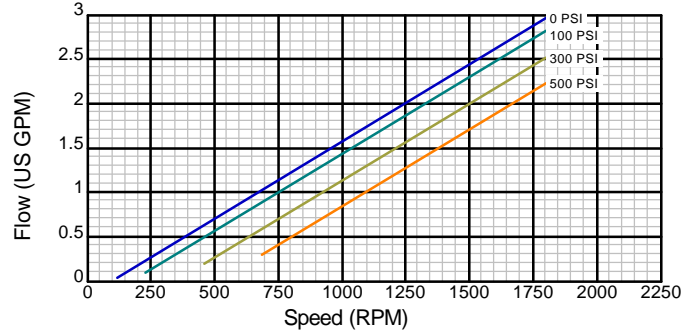
[Viscosity: 100 SSU]



[Viscosity: 200 SSU]



[Viscosity: 500 SSU]



There are many additional factors to consider when selecting a pump, including (but not limited to) suction conditions, temperature limitations and material compatibilities. Curve data is typical only, actual performance may vary. Consult the factory or an authorized Tuthill Pump Group representative for assistance.

Version 2.0.beta.0

Created on
 November 30, 2000



12500 South Pulaski Road
 Alsip, Illinois USA 60803
 Tel 708 389-2500 Fax 708 388-0869
 email: tuthillpump@tuthill.com
 www.tuthill.com

Tuthill Pump Group
 12500 South Pulaski Road
 Alsip, Illinois 60803
 USA
 Phone: 708-389-2500
 Fax: 708-388-0869
 tuthillpump@tuthill.com
 www.tuthillpump.com

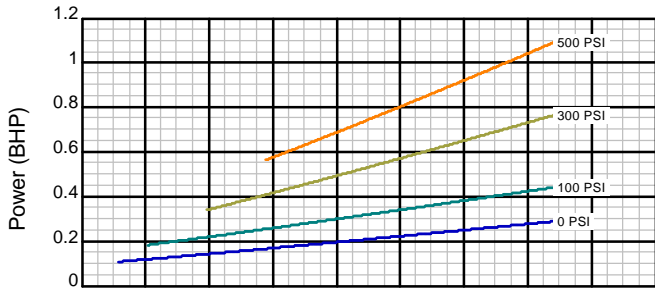
Performance Data For L/C Series Pump

Model 1L

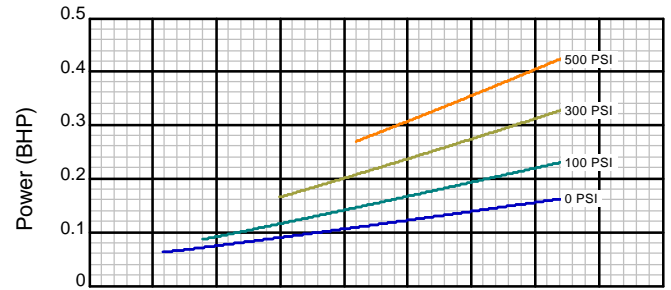
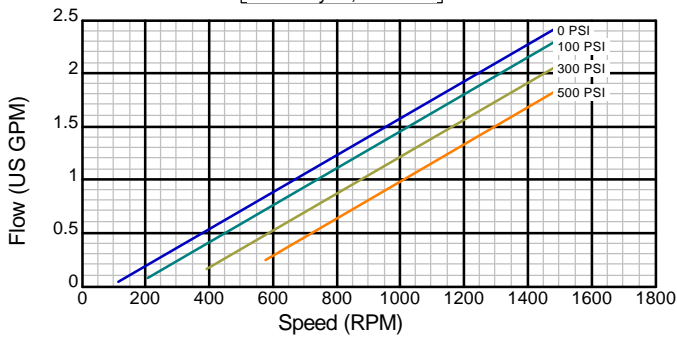
Iron Construction

Standard Clearance

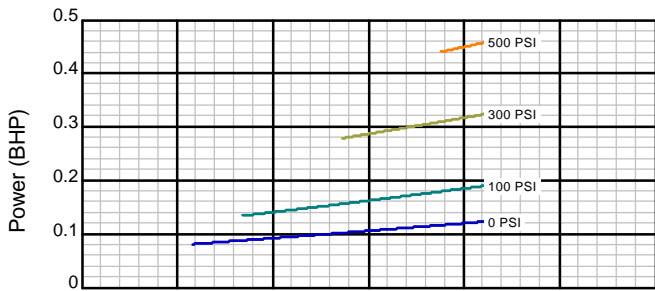
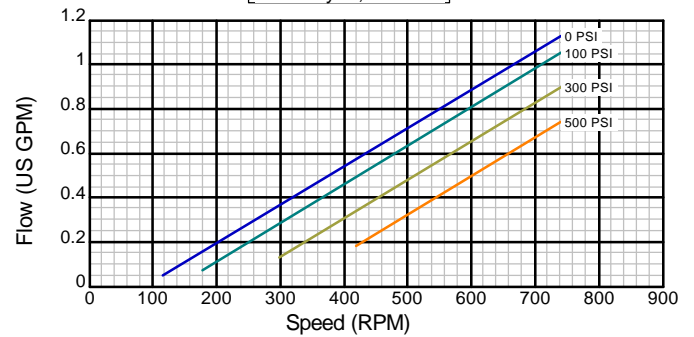
1/2" Std. Port Size



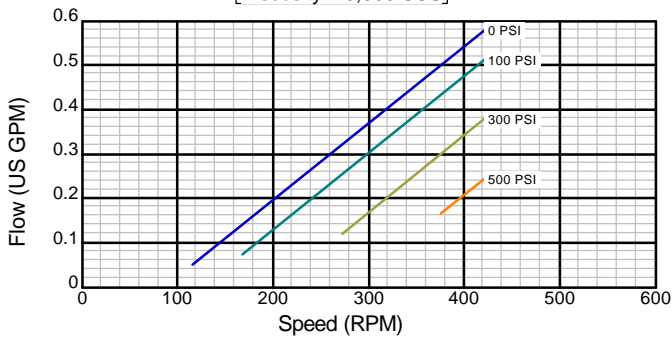
[Viscosity: 1,000 SSU]



[Viscosity: 5,000 SSU]



[Viscosity: 10,000 SSU]



There are many additional factors to consider when selecting a pump, including (but not limited to) suction conditions, temperature limitations and material compatibilities. Curve data is typical only, actual performance may vary. Consult the factory or an authorized Tuthill Pump Group representative for assistance.

Version 2.0.beta.0

Created on
 November 30, 2000



12500 South Pulaski Road
 Alsip, Illinois USA 60803
 Tel 708 389-2500 Fax 708 388-0869
 email: tuthillpump@tuthill.com
 www.tuthill.com

Tuthill Pump Group
 12500 South Pulaski Road
 Alsip, Illinois 60803
 USA
 Phone: 708-389-2500
 Fax: 708-388-0869
 tuthillpump@tuthill.com
 www.tuthillpump.com

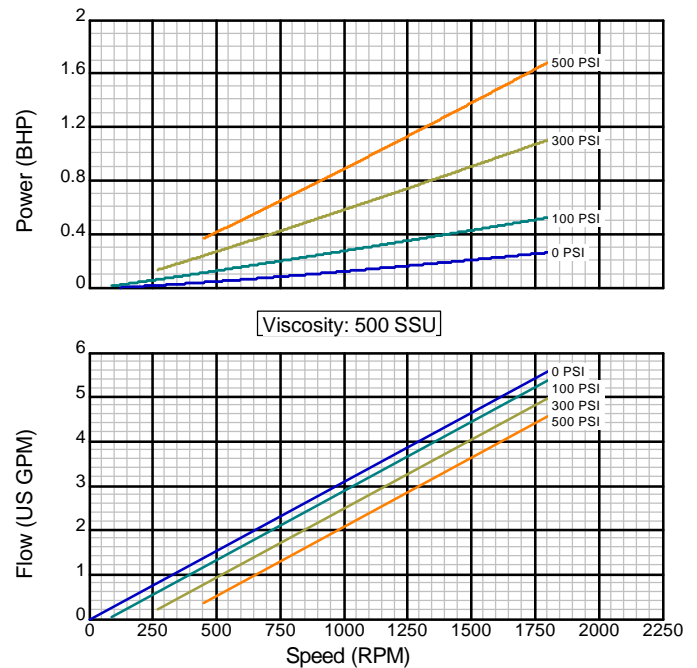
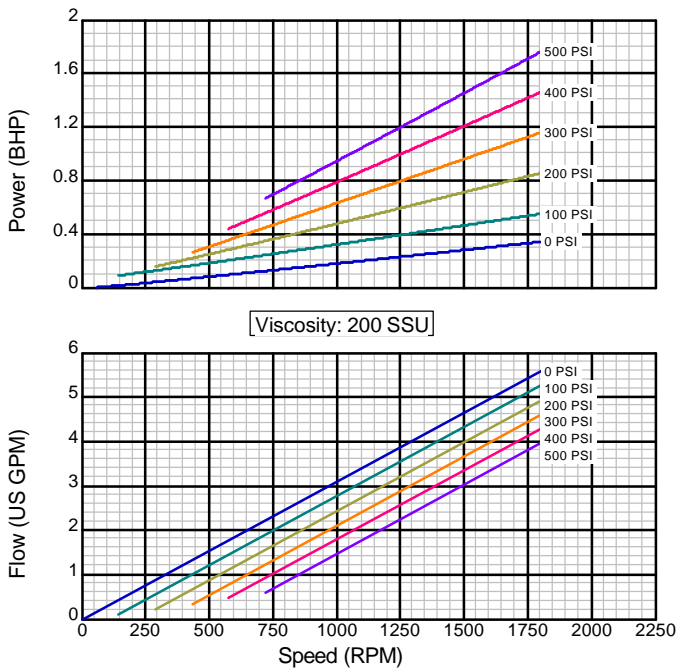
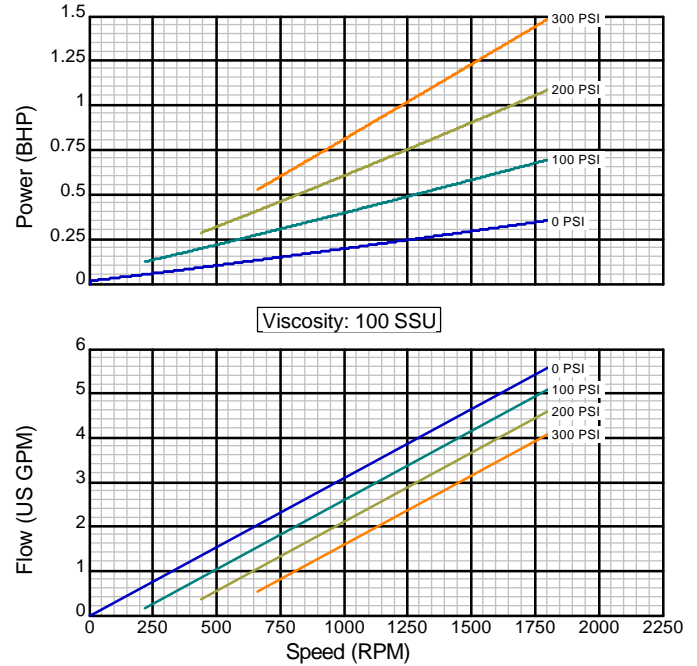
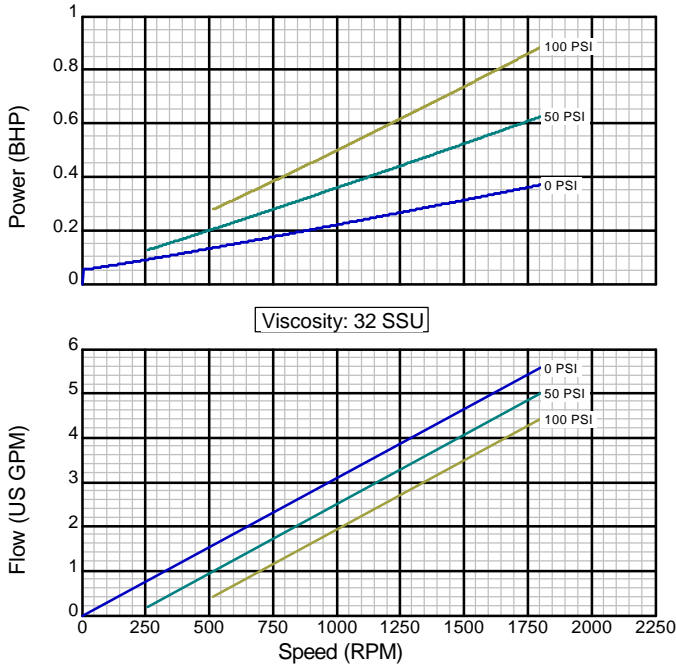
Performance Data For L/C Series Pump

Model 2L

Iron Construction

Standard Clearance

1/2" Std. Port Size



There are many additional factors to consider when selecting a pump, including (but not limited to) suction conditions, temperature limitations and material compatibilities. Curve data is typical only, actual performance may vary. Consult the factory or an authorized Tuthill Pump Group representative for assistance.

Version 2.0.beta.0
 Created on
 November 30, 2000



12500 South Pulaski Road
 Alsip, Illinois USA 60803
 Tel 708 389-2500 Fax 708 388-0869
 email: tuthillpump@tuthill.com
 www.tuthill.com

Tuthill Pump Group
 12500 South Pulaski Road
 Alsip, Illinois 60803
 USA
 Phone: 708-389-2500
 Fax: 708-388-0869
 tuthillpump@tuthill.com
 www.tuthillpump.com

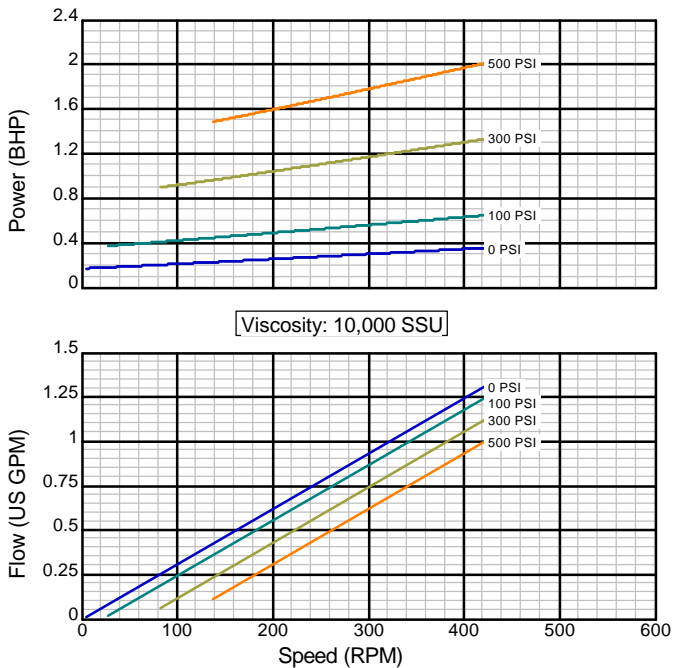
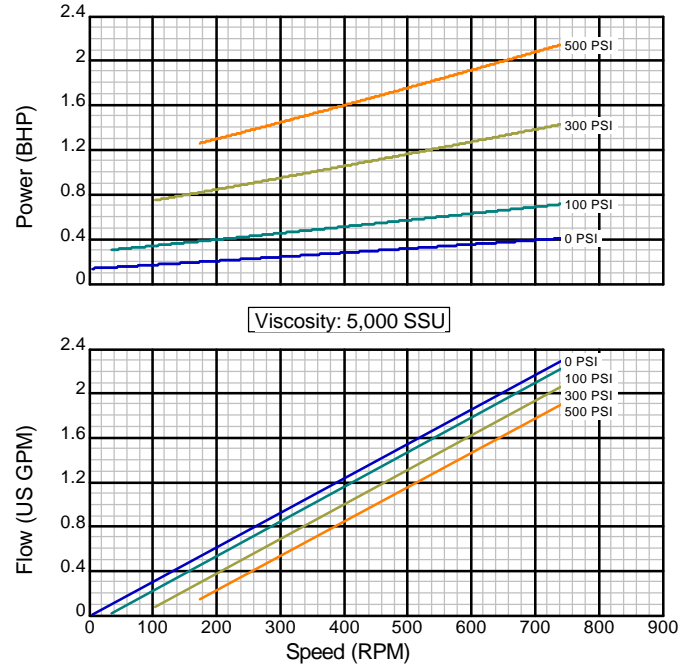
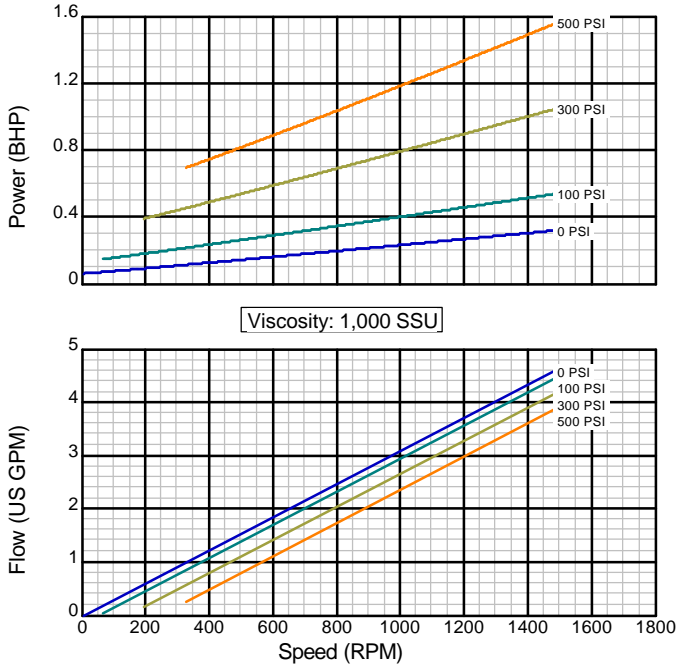
Performance Data For L/C Series Pump

Model 2L

Iron Construction

Standard Clearance

1/2" Std. Port Size



There are many additional factors to consider when selecting a pump, including (but not limited to) suction conditions, temperature limitations and material compatibilities. Curve data is typical only, actual performance may vary. Consult the factory or an authorized Tuthill Pump Group representative for assistance.

Version 2.0.beta.0
 Created on
 November 30, 2000



12500 South Pulaski Road
 Alsip, Illinois USA 60803
 Tel 708 389-2500 Fax 708 388-0869
 email: tuthillpump@tuthill.com
 www.tuthill.com

Tuthill Pump Group
 12500 South Pulaski Road
 Alsip, Illinois 60803
 USA
 Phone: 708-389-2500
 Fax: 708-388-0869
 tuthillpump@tuthill.com
 www.tuthillpump.com

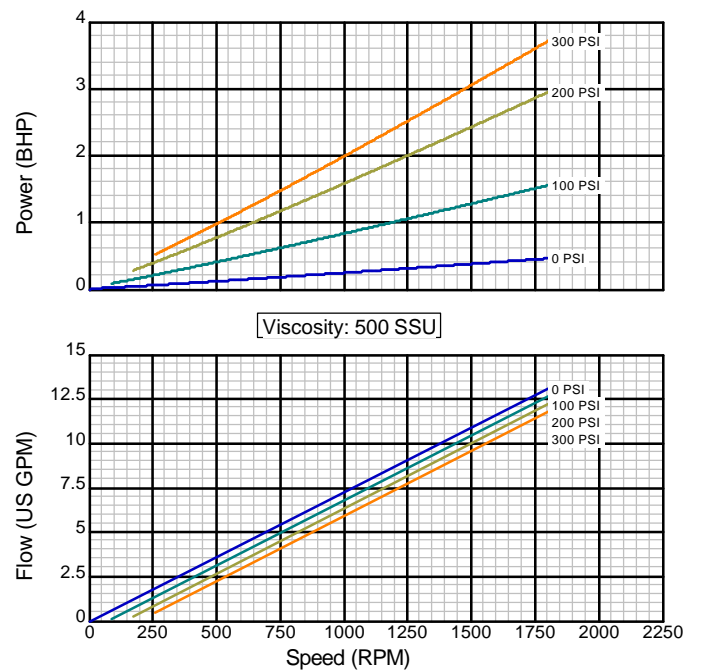
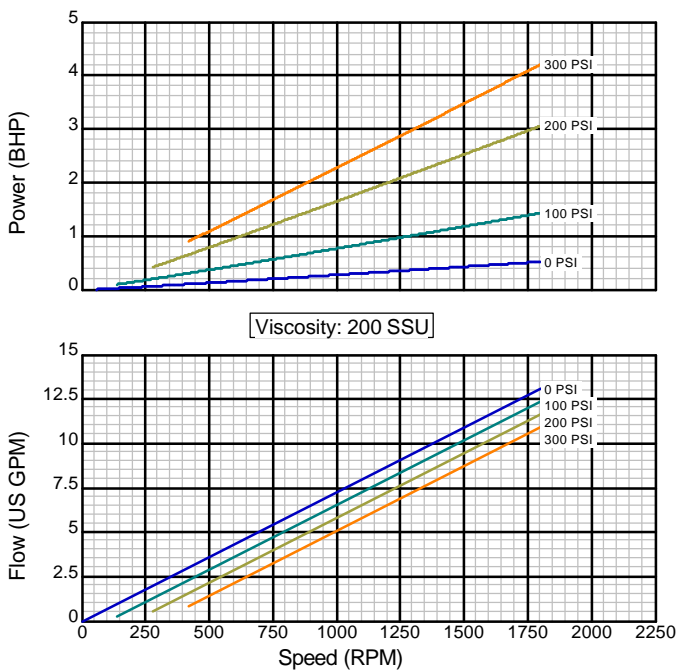
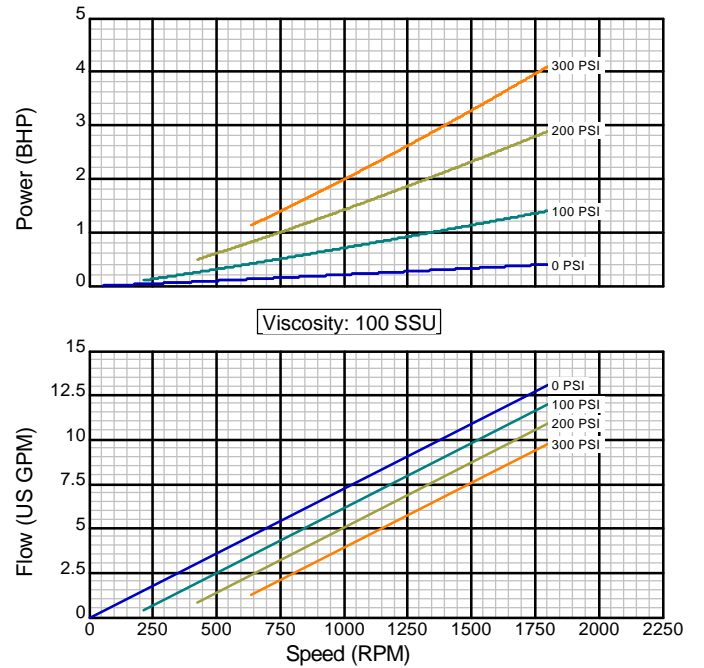
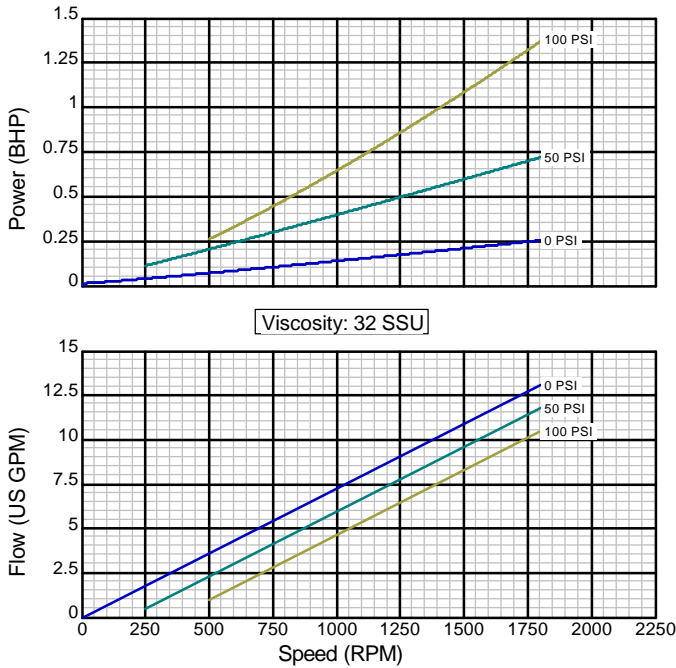
Performance Data For L/C Series Pump

Model 5L

Iron Construction

Standard Clearance

1" Std. Port Size



There are many additional factors to consider when selecting a pump, including (but not limited to) suction conditions, temperature limitations and material compatibilities. Curve data is typical only, actual performance may vary. Consult the factory or an authorized Tuthill Pump Group representative for assistance.

Version 2.0.beta.0

Created on
 November 30, 2000



12500 South Pulaski Road
 Alsip, Illinois USA 60803
 Tel 708 389-2500 Fax 708 388-0869
 email: tuthillpump@tuthill.com
 www.tuthill.com

Tuthill Pump Group
 12500 South Pulaski Road
 Alsip, Illinois 60803
 USA
 Phone: 708-389-2500
 Fax: 708-388-0869
 tuthillpump@tuthill.com
 www.tuthillpump.com

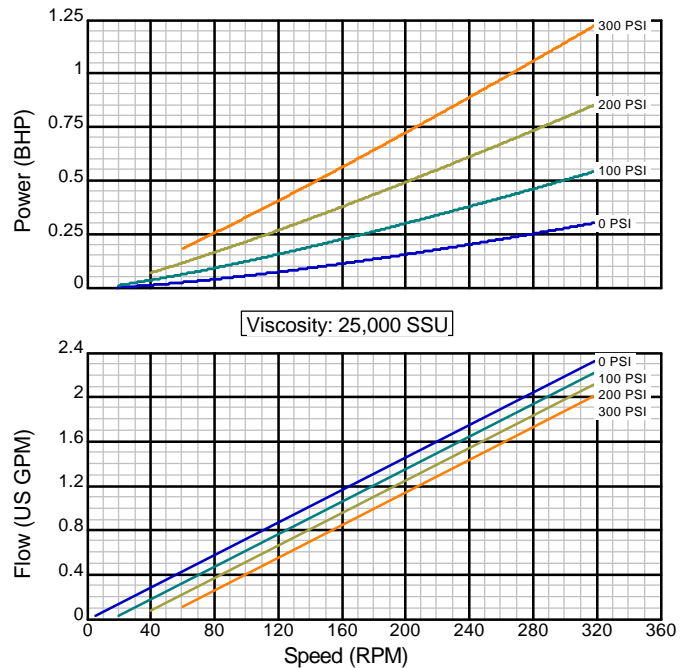
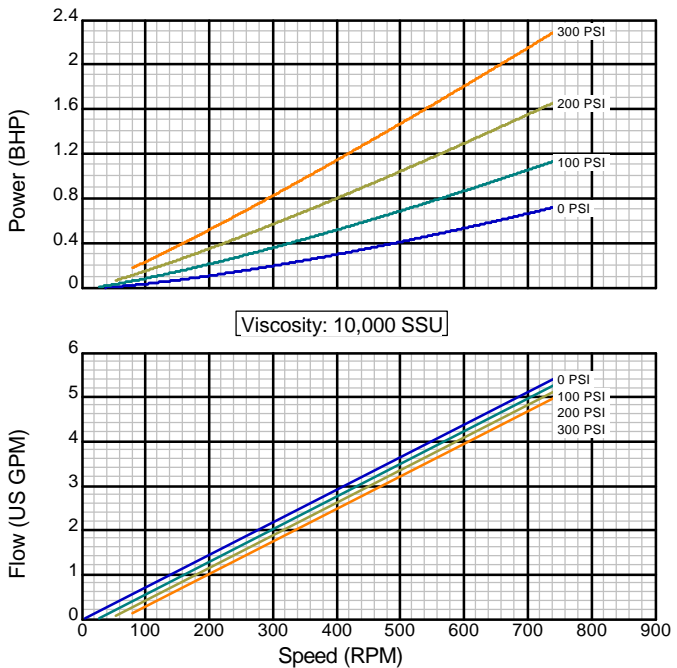
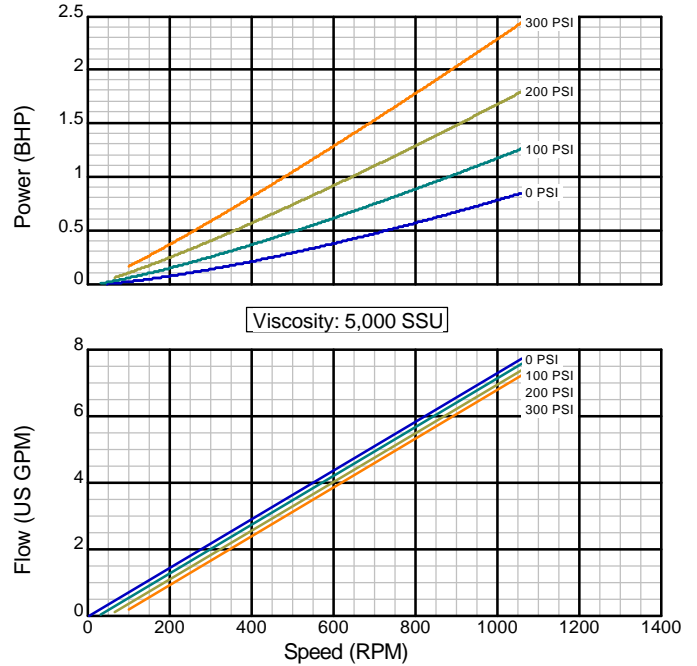
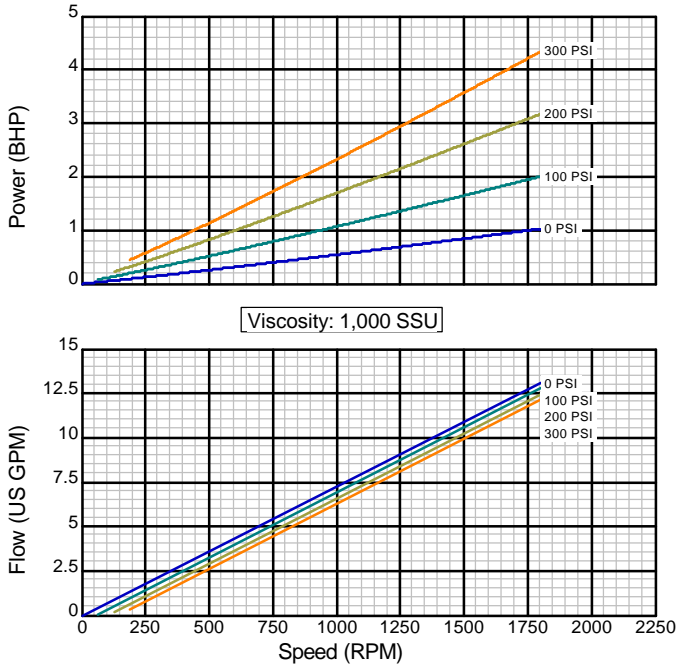
Performance Data For L/C Series Pump

Model 5L

Iron Construction

Standard Clearance

1" Std. Port Size



There are many additional factors to consider when selecting a pump, including (but not limited to) suction conditions, temperature limitations and material compatibilities. Curve data is typical only, actual performance may vary. Consult the factory or an authorized Tuthill Pump Group representative for assistance.

Version 2.0.beta.0
 Created on
 November 30, 2000