

STXP


Largest Free Passage

DESIGN FEATURES


- Abrasion resistant
- Cobalt Alloy 6 or RBSC ceramic parts in high-wear areas
- High energy efficiency
- Largest free passage in spiral design
- Extra heavy, rugged construction
- Male and female connections
- Flanged and special connections available as required

SPRAY CHARACTERISTICS

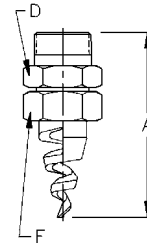
- Fine atomization
- Spray pattern:** Full Cone
(Hollow Cone available by special order)
- Spray angles:** 90° and 120° standard
- Flow rates:** 9.67 to 10700 l/min
(Higher flow rates available)



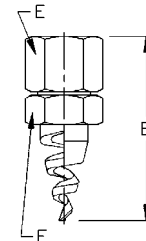
Full Cone 90° (XPN)



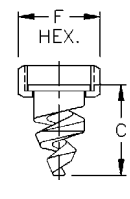
Full Cone 120° (XP)



3-piece Male



3-piece Female



2-piece Female

Silicon carbide requests require review prior to quote/order acceptance. Please contact BETE for information.

Dimensions are approximate. Check with BETE for critical dimension applications.

STXP Flow Rates & Dimensions

Full Cone, 90° (XPN) and 120° (XP) Spray Angles, 3/8" to 4" Pipe Sizes, BSP or NPT

3 piece Male or Female Pipe Size	** 2 piece Female Pipe Size	Nozzle Number	K Factor	LITERS PER MINUTE @ BAR								Approx. (mm) Orifice & Free Pass. Dia.	Approximate Dimensions (mm)						Wt. (kg) Metal	
				0.5 bar	0.7 bar	1 bar	2 bar	3 bar	5 bar	10 bar	20 bar		A	B	C	D	E	F	Male	Fem.
3/8		ST12	13.7	9.67	11.4	13.7	19.3	23.7	30.6	43.2	61.1	4.83	100	85.9	54.1	35.1	35.1	38.1	0.23	0.23
		ST14	18.5	13.1	15.4	18.5	26.1	32.0	41.3	58.4	82.6	5.59	100	85.9	53.6	35.1	35.1	38.1		
		ST16	24.2	17.1	20.2	24.2	34.2	41.8	54.0	76.4	108	6.35	100	85.9	53.8	35.1	35.1	38.1		
		ST20	37.6	26.6	31.5	37.6	53.2	65.1	84.1	119	168	7.87	100	85.9	53.8	35.1	35.1	38.1		
3/4		ST24	54.9	38.8	46.0	54.9	77.7	95.1	123	174	246	9.65	114	96.8	68.1	30.2	30.2	44.5	0.51	0.51
		ST28	75.2	53.2	62.9	75.2	106	130	168	238	336	11.2	114	96.8	68.1	30.2	30.2	44.5		
		ST32	95.7	67.7	80.1	95.7	135	166	214	303	428	12.7	152	130	107	38.1	38.1	55.6		
1		ST40	153	108	128	153	216	264	341	483	683	16.0	160	135	103	47.8	47.8	69.9	1.36	1.19
		ST48	216	153	181	216	306	375	484	685	968	19.5	189	164	141	47.8	47.8	69.9		
1 1/2	2 1/2	ST56	294	208	246	294	416	509	657	930	1320	22.4	217	184	140	76.2	76.2	88.9	2.72	1.53
		ST64	385	272	322	385	545	667	861	1220	1720	25.4	217	184	145	76.2	76.2	88.9		
		ST72	438	309	366	438	619	758	978	1380	1960	28.7	224	194	146	76.2	76.2	88.9		
2	3	ST88	638	451	534	638	902	1110	1430	2020	2850	35.1	298	203	213	92.2	92.2	102	3.63	1.81
		ST96	806	570	674	806	1140	1400	1800	2550	3600	38.1	290	259	218	92.2	92.2	102		
3	3	ST112	1170	826	977	1170	1650	2020	2610	3690	5220	44.5*	301	300	217	92.2	102	102	4.54	2.67
		ST128	1540	1090	1290	1540	2180	2670	3450	4880	6900	50.8*	320	300	217	92.2	102	102		
4	4	ST160	2390	1690	2000	2390	3380	4140	5350	7570	10700	63.5*	330	330	254	127	127	127	5.44	4.54

Flow Rate (l/min) = $K\sqrt{bar}$ *Free Passage is 38.1 mm **Parallel threads only

Standard Materials: Base and Caps - 316 Stainless Steel; Tip - Cobalt Alloy 6 or RBSC Ceramic. (RBSC not available on nozzle numbers ST6 thru ST32).

Spray angle performance varies with pressure. Contact BETE for specific data on critical applications.

TO ORDER: specify pipe size, connection type, nozzle number, spray angle, and material.