

BJ

Low Flow



Metal

DESIGN FEATURES

- Three-piece construction
- Interchangeable spray tips
- Integral strainer available (refer to page 108 for more information)
- Male and female connections

SPRAY CHARACTERISTICS


- Relatively coarse atomization
- Uniform distribution with tapered edges for use in overlapping sprays

Spray pattern: Flat Fan


Spray angles: 0° to 110°

Flow rate: 0.011 to 101 l/min

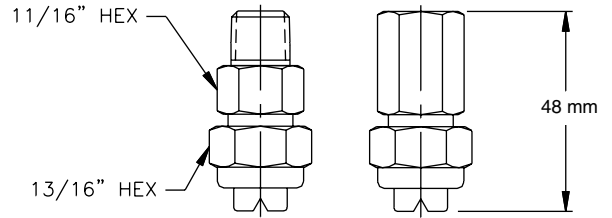
FAN



Fan 50°



Fan 80°



Dimensions are approximate. Check with BETE for critical dimension applications.

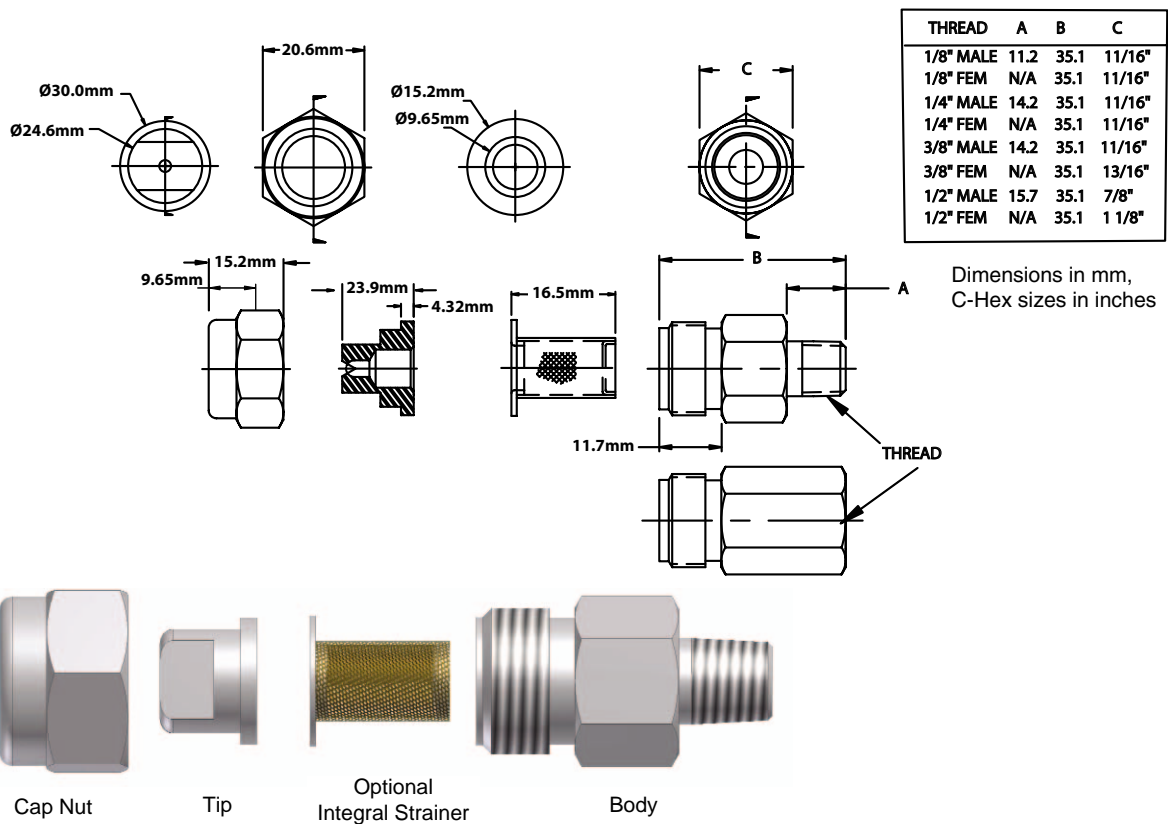
BJ Dimensions

Fan, 0° to 110° Spray Angles, 1/8", 1/4" and 3/8" Pipe Size, Male and Female

Pipe Size	Nozzle Number	Flow Rate @ 3 bar	Available Spray Angle											Optional Strainer Mesh Size	Wt. (g)		
			0°	15°	25°	40°	50°	65°	73°	80°	95°	110°					
1/8"	BJ 0009	0.04	0°											200	28		
	BJ 0012	0.05	0°														
	BJ 0017	0.07				40°	50°	65°									
	BJ 0019	0.07	0°														
	BJ 0021	0.08	0°														
OR	BJ 0023	0.09							73°								
	BJ 0025	0.1		15°	25°	40°	50°	65°									
	BJ 0033	0.13		15°	25°	40°	50°	65°									
	BJ 0039	0.15							73°								
	1/4"	BJ 005	0.2	0°	15°	25°	40°	50°	65°		80°			100	28		
BJ 0067		0.26	0°	15°	25°	40°	50°	65°									
BJ 0077		0.3							73°								
BJ 01		0.39	0°	15°	25°	40°	50°	65°	73°	80°	95°	110°					
BJ 0116		0.46							73°								
OR	BJ 015	0.59	0°	15°	25°	40°	50°	65°		80°	95°	110°		28			
	BJ 0154	0.61							73°								
	BJ 02	0.79	0°	15°	25°	40°	50°	65°		80°	95°	110°					
	BJ 0231	0.91							73°								
	BJ 03	1.81	0°	15°	25°	40°	50°	65°		80°	95°	110°					
3/8"	BJ 0308	1.22							73°				50	28			
	BJ 0385	1.52							73°								
	BJ 04	1.58	0°	15°	25°	40°	50°	65°		80°	95°	110°					
	BJ 0462	1.82							73°								
	BJ 05	1.97	0°	15°	25°	40°	50°	65°		80°	95°	110°					
OR	BJ 06	2.37	0°	15°	25°	40°	50°	65°		80°	95°	110°		28			
	BJ 0616	2.43							73°								
	BJ 077	3.04							73°								
	BJ 08	3.16	0°	15°	25°	40°	50°	65°		80°	95°	110°					
	BJ 0924	3.65							73°								
1/2"	BJ 10	3.95	0°	15°	25°	40°	50°	65°		80°	95°	110°		28			
	BJ 15	5.92	0°	15°	25°	40°	50°	65°		80°	95°	110°					
	3/8"	BJ 20	7.89	0°	15°	25°	40°	50°	65°		80°	95°			110°	50	28
		BJ 30	11.8	0°	15°	25°	40°	50°	65°		80°	95°			110°		
		BJ 40	15.8	0°	15°	25°	40°	50°	65°		80°	95°			110°		
OR	BJ 50	19.7		15°	25°	40°	50°	65°		80°	95°	110°		28			
	BJ 60	23.7		15°	25°	40°	50°	65°		80°	95°	110°					
	BJ 70	27.6		15°	25°	40°	50°	65°		80°	95°	110°					

Spray angle performance varies with pressure. Contact BETE for specific data on critical applications.

TO ORDER: specify pipe size, connection type, nozzle number, spray angle, and material.



Dimensions are approximate. Check with BETE for critical dimension applications.

BJ Flow Rates

Fan, 0°, 15°, 25°, 40°, 50°, 65°, 73°, 80°, 95°, 110° Spray Angles, 1/8", 1/4" and 3/8" Pipe Size, Male and Female

Pipe Size	Nozzle Number	Equiv. Orifice Dia. (mm)	K Factor	LITERS PER MINUTE @ BAR									
				0.3 bar	0.5 bar	0.7 bar	2 bar	4 bar	5 bar	10 bar	20 bar	30 bar	40 bar
1/8"	BJ 0009	0.20	0.021	0.011	0.015	0.017	0.029	0.041	0.046	0.065	0.092	0.11	0.13
	BJ 0012	0.25	0.027	0.015	0.019	0.023	0.039	0.055	0.061	0.086	0.12	0.15	0.17
	BJ 0017	0.28	0.039	0.021	0.027	0.032	0.055	0.077	0.087	0.12	0.17	0.21	0.25
	BJ 0019	0.30	0.043	0.024	0.031	0.036	0.061	0.087	0.097	0.14	0.19	0.24	0.27
	BJ 0021	0.33	0.048	0.026	0.034	0.04	0.068	0.096	0.11	0.15	0.21	0.26	0.30
	BJ 0023	0.33	0.052	0.029	0.037	0.044	0.074	0.10	0.12	0.17	0.23	0.29	0.33
	BJ 0025	0.33	0.057	0.031	0.04	0.048	0.081	0.11	0.13	0.18	0.25	0.31	0.36
OR	BJ 0033	0.38	0.075	0.041	0.053	0.063	0.11	0.15	0.17	0.24	0.34	0.41	0.48
	BJ 0039	0.41	0.089	0.049	0.063	0.074	0.13	0.18	0.20	0.28	0.40	0.49	0.56
	BJ 005	0.50	0.114	0.062	0.081	0.095	0.16	0.23	0.25	0.36	0.51	0.62	0.72
1/4"	BJ 0067	0.58	0.153	0.084	0.11	0.13	0.22	0.31	0.34	0.48	0.68	0.84	0.97
	BJ 0077	0.58	0.175	0.096	0.12	0.15	0.25	0.35	0.39	0.55	0.78	0.96	1.11
	BJ 01	0.71	0.228	0.12	0.16	0.19	0.32	0.46	0.51	0.72	1.02	1.25	1.44
	BJ 0116	0.71	0.264	0.14	0.19	0.22	0.37	0.53	0.59	0.84	1.18	1.45	1.67
OR	BJ 015	0.84	0.342	0.19	0.24	0.29	0.48	0.68	0.76	1.08	1.53	1.87	2.16
	BJ 0154	0.84	0.351	0.19	0.25	0.29	0.50	0.70	0.78	1.11	1.57	1.92	2.22
	BJ 02	0.99	0.456	0.25	0.32	0.38	0.64	0.91	1.02	1.44	2.04	2.50	2.88
3/8"	BJ 0231	1.02	0.526	0.29	0.37	0.44	0.74	1.05	1.18	1.66	2.35	2.88	3.33
	BJ 03	1.19	0.684	0.37	0.48	0.57	0.97	1.37	1.53	2.16	3.06	3.74	4.32
	BJ 0308	1.19	0.702	0.38	0.50	0.59	0.99	1.40	1.57	2.22	3.14	3.84	4.44
	BJ 0385	1.30	0.877	0.48	0.62	0.73	1.24	1.75	1.96	2.77	3.92	4.81	5.55
	BJ 04	1.40	0.912	0.50	0.64	0.76	1.29	1.82	2.04	2.88	4.08	4.99	5.77
	BJ 0462	1.42	1.053	0.58	0.74	0.88	1.49	2.11	2.35	3.33	4.71	5.77	6.66
	BJ 05	1.55	1.139	0.62	0.81	0.95	1.61	2.28	2.55	3.60	5.10	6.24	7.21
OR	BJ 06	1.70	1.367	0.75	0.97	1.14	1.93	2.73	3.06	4.32	6.11	7.49	8.65
	BJ 0616	1.70	1.404	0.77	0.99	1.17	1.99	2.81	3.14	4.44	6.28	7.69	8.88
	BJ 077	1.83	1.755	0.96	1.24	1.47	2.48	3.51	3.92	5.55	7.85	9.61	11.1
1/2"	BJ 08	1.88	1.823	1.00	1.29	1.53	2.58	3.65	4.08	5.77	8.15	9.99	11.5
	BJ 0924	1.98	2.106	1.15	1.49	1.76	2.98	4.21	4.71	6.66	9.42	11.5	13.3
	BJ 10	2.18	2.279	1.25	1.61	1.91	3.22	4.56	5.10	7.21	10.2	12.5	14.4
	BJ 15	2.72	3.418	1.87	2.42	2.86	4.83	6.84	7.64	10.8	15.3	18.7	21.6
	BJ 20	3.18	4.558	2.50	3.22	3.81	6.45	9.12	10.2	14.4	20.4	25.0	28.8
3/8" OR	BJ 30	3.67	6.837	3.74	4.83	5.72	9.67	13.7	15.3	21.6	30.6	37.4	43.2
	BJ 40	3.97	9.116	4.99	6.45	7.63	12.9	18.2	20.4	28.8	40.8	49.9	57.7
1/2"	BJ 50	4.37	11.394	6.24	8.06	9.53	16.1	22.8	25.5	36.0	51.0	62.4	72.1
	BJ 60	4.76	13.673	7.49	9.67	11.4	19.3	27.3	30.6	43.2	61.1	74.9	86.5
	BJ 70	5.16	15.952	8.74	11.3	13.3	22.6	31.9	35.7	50.4	71.3	87.4	101

$$\text{Flow Rate (l/min)} = K \sqrt{\text{bar}}$$

Standard Materials: Brass, 303 Stainless Steel and 316 Stainless Steel (for nozzle number BJ01 and higher).

Spray angle performance varies with pressure. Contact BETE for specific data on critical applications.